

Market Rates System

(MRS)

Bi-annual Period

(1st August, 2012 to 31st January, 2013)

Government of the Punjab

Finance Department

TABLE OF CONTENTS

<i>Sr No.</i>	<i>Chapter</i>	<i>Page Nos</i>
01.	<i>Carriage</i>	<i>03 to 22</i>
02.	<i>Loading, Unloading & Stacking</i>	<i>23 to 25</i>
03.	<i>Earthwork (Excavation & Embankment)</i>	<i>26 to 32</i>
04.	<i>Dismantling (Demolition)</i>	<i>33 to 37</i>
05.	<i>Mortar</i>	<i>38 to 39</i>
06.	<i>Concrete</i>	<i>40 to 50</i>
07.	<i>Brickwork</i>	<i>51 to 56</i>
08.	<i>Stone Masonary</i>	<i>57 to 59</i>
09.	<i>Roofing</i>	<i>60 to 65</i>
10.	<i>Flooring</i>	<i>66 to 71</i>
11.	<i>Surface Rendering</i>	<i>72 to 76</i>
12.	<i>Wood Work</i>	<i>77 to 87</i>
13.	<i>Painting & Varnishing</i>	<i>88 to 94</i>
14.	<i>Lining of Canals</i>	<i>95 to 96</i>
15.	<i>Sheet Piling</i>	<i>97 to 98</i>
16.	<i>Protection & Diversion Work</i>	<i>99 to 109</i>
17.	<i>Outlets</i>	<i>110 to 112</i>
18.	<i>Road & Road Structure</i>	<i>113 to 117</i>
19.	<i>Plumbing, Sanitary Installation & Gas Fittings</i>	<i>118 to 124</i>
20.	<i>Surface Drainage</i>	<i>125 to 126</i>
21.	<i>Sewerage</i>	<i>127 to 131</i>
22.	<i>Sinking of Wells</i>	<i>132 to 134</i>
23.	<i>Tubewell & Water Supply</i>	<i>135 to 147</i>
24.	<i>Electric Installation</i>	<i>148 to 161</i>
25.	<i>Iron Work</i>	<i>162 to 167</i>
26.	<i>Miscellaneous</i>	<i>168 to 171</i>

1. CARRIAGE

Note: 1 The rates are applicable to carriage of material on pacca roads only.
For kacha roads an allowance of 25% extra shall be allowed for 2nd and subsequent mileage (Km) rates. Rate upto 1st mile (1st Km) is however common to both kacha and pacca roads.

Note: 2 For hilly areas 25% above the rates in the plain areas shall be allowed for total mileage (Km) covered.

Note: 3 In case of articles longer than 15 ft. (4.6 m) carried in trucks, the following rates shall be allowed:-

- i) Above 15 ft. to 25 ft. (4.6 to 7.6 m) :- Total rates to be paid for 15 ft. to 25 ft. (4.6 to 7.6 m) length will be 1.5 times of the rate given in the Composite Schedule of Rates.
- ii) Above 25 ft. (7.6 m) :- The total rate to be paid for above 25 ft. (7.6 m) length will be 2 times of the rate given in the Composite Schedule of Rates.

The length measured shall not be the actual length, but the length of the form of consignment as actually received.

Note: 4 The term 'mile' (Km) whenever used is to mean statute mile (Km).

Note: 5 The rates include loading and unloading of material from the conveyance and stacking as directed.

Note: 6 The rates for carriage by boat or steamer shall be the same as by any other mechanical means on land

MRS, BI-ANNUAL PERIOD (1st AUGUST, 2012 TO 31st JANUARY, 2013) DISTRICT JHELUM

Sr. No.	Description	Rate (Metric System)			Spec. No.	Remarks
		Unit of M/ment	Labour	Composite		
1	Carriage of 100 Cft. (2.83 cu.m) of all materials like stone aggregate, spawl, kankar lime (unslaked), surkhi, etc. or 150 Cft. (4.25 cu.m) of timber, by truck or by any other means owned by the contractor.				16.1	
	1st chain (1st 30 m)	30M	94.90			
	2nd chain (2nd 30 m)	30M	17.45			
	3rd to 10th chain (60 to 300 m)	30M	10.85			
	1000 to 3000 ft. (300 to 900 m)	300 Metre	106.75			
	1st Km	Km	157.59			
	2nd Km	Km	74.11			
	3rd Km	Km	56.45			
	4th Km	Km	39.07			
	5th Km	Km	36.16			
	6th Km	Km	35.51			
	7th Km	Km	32.92			
	8th Km	Km	32.54			
	9th Km	Km	30.42			
	10th Km	Km	28.21			
	11th Kms to 200Kms	Km	20.56			
	201 Kms to 250 Kms	Km	3.25			
	251 Kms & susequent Kms	Km	2.00			
2	Carriage of 5 tons of all material like coal, stone lime (unslaked), etc. B.G. Rail fastenings, points and crossing, Bridge Girders, pipes, sheets, Rail, M.S. bars, etc. etc.				16.1	Cement carried in containers other than bags will be paid according to this item. The word "pipes" covers

MRS, BI-ANNUAL PERIOD (1st AUGUST, 2012 TO 31st JANUARY, 2013) DISTRICT JHELUM

Sr. No.	Description	Rate (Metric System)			Spec. No.	Remarks
		Unit of M/ment	Labour	Composite		
	by truck or any other means owned by the contractor.					G.I.C.I.R.C.C. and P.C.C.
	1st chain (1st 30 m)	30M	94.90			
	2nd chain (2nd 30 m)	30M	17.45			
	3rd to 10th chain (60 to 300 m)	30M	10.85			
	1000 to 3000 ft. (300 to 900 m)	300M	106.75			
	1st Km	Km	157.59			
	2nd Km	Km	74.11			
	3rd Km	Km	56.45			
	4th Km	Km	39.07			
	5th Km	Km	36.16			
	6th Km	Km	35.51			
	7th Km	Km	32.92			
	8th Km	Km	32.54			
	9th Km	Km	30.42			
	10th Km	Km	28.21			
	11th Kms to 200Kms	Km	20.56			
	201 Kms to 250 Kms	Km	3.25			
	251 Kms & susequent Kms	Km	2.00			
3	Carriage of 100 maunds of fuel wood by truck or any other means owned by the contractor:				16.1	
	1st chain (1st 30 m)	30 M	94.90			
	2nd chain (2nd 30 m)	30 M	17.45			
	3rd to 10th chain (60 to 300 m)	30 M	10.85			
	1000 to 3000 ft. (300 to 900 m)	300 M	106.75			
	1st Km	Km	157.59			
	2nd Km	Km	74.11			
	3rd Km	Km	56.45			
	4th Km	Km	39.07			
	5th Km	Km	36.16			
	6th Km	Km	35.51			
	7th Km	Km	32.92			
	8th Km	Km	32.54			
	9th Km	Km	30.42			
	10th Km	Km	28.21			
	11th & subsequent Kms	Km	20.56			
4	Carriage of 1000 Nos. bricks 10"x5"x3" (250x125x75 mm) or 1000 Nos. tiles 12"x6"x2" (300x150x50 mm) by truck or any other means owned by the contractor :-				ditto	Reduce the rate by 33% in case of carriage of 1000 Nos. tiles size 12"x6"x1¼" (300 x 150 x 30 mm).

MRS, BI-ANNUAL PERIOD (1st AUGUST, 2012 TO 31st JANUARY, 2013) DISTRICT JHELUM

Sr. No.	Description	Rate (Metric System)			Spec. No.	Remarks
		Unit of M/ment	Labour	Composite		
5	1st chain (1st 30 m)			30 M	94.90	16.1 Material trolley to be supplied by the Government and maintained and run by the contractor.
	2nd chain (2nd 30 m)			30 M	17.45	
	3rd to 10th chain (60 to 300 m)			30 M	10.85	
	1000 to 3000 ft. (300 to 900 m)			300 M	106.75	
	1st Km			Km	157.59	
	2nd Km			Km	74.11	
	3rd Km			Km	56.45	
	4th Km			Km	39.07	
	5th Km			Km	36.16	
	6th Km			Km	35.51	
	7th Km			Km	32.92	
	8th Km			Km	32.54	
	9th Km			Km	30.42	
	10th Km			Km	28.21	
	11th & subsequent Kms			Km	20.56	
	Carriage of 100 cft. (2.83 cu.m) of all material like stone, aggregate, spawl, kankar lime(unslaked), surkhi, etc. or 150 cft. (4.25 cu.m) of timber, by means of material trolley					
	1st chain (1st 30 m)			30 M	94.90	
	2nd chain to 10th chain (2nd 30 m to 300 m)			30 M	17.45	
	1000 to 3000 ft. (300 to 900 m)			300 M	106.75	
	1st Km			Km	129.25	
	2nd Km			Km	98.22	
3rd Km			Km	51.99		
4th Km			Km	40.50		
5th Km			Km	35.54		
6th Km			Km	34.12		
7th Km			Km	28.76		
8th Km			Km	28.43		
9th Km			Km	26.56		
10th Km			Km	24.62		
11th Kms to 200Kms			Km	19.66		
201 Kms to 250 Kms			Km	3.25		
251 Kms & susequent Kms			Km	2.00		
6	Carriage of 5 tons of all material like coal, stone lime (unslaked), etc. B.G. Rail fastening, points and crossing, Bridge girders, pipes, sheets, Rail, M.S. bars, etc. etc. by means of material trolley.					16.1 Material trolley to be supplied by the Government and maintained and run by the contractor.
	1st chain (1st 30 m)			30 M	94.90	
	2nd chain (2nd 30 m)			30 M	17.45	
	1000 to 3000 ft. (300 to 900 m)			300 M	106.75	
	1st Km			Km	129.25	
	2nd Km			Km	98.22	

MRS, BI-ANNUAL PERIOD (1st AUGUST, 2012 TO 31st JANUARY, 2013) DISTRICT JHELUM

Sr. No.	Description				Rate (Metric System)			Spec. No.	Remarks
					Unit of M/ment	Labour	Composite		
	3rd Km				Km	51.99			
	4th Km				Km	40.50			
	5th Km				Km	35.54			
	6th Km				Km	34.12			
	7th Km				Km	28.76			
	8th Km				Km	28.43			
	9th Km				Km	26.56			
	10th Km				Km	24.62			
	11th Kms to 200Kms				Km	19.66			
	201 Kms to 250 Kms				Km	3.25			
	251 Kms & susequent Kms				Km	2.00			
7	Carriage of 100 maunds of fuel wood, by means of material trolly.							ditto	Material trolly to be supplied by the Government and maintained and run by the contractor.
	1st chain (1st 30 m)				30 M	94.90			
	2nd chain (2nd 30 m)				30 M	17.45			
	1000 to 3000 ft. (300 to 900 m)				300 M	106.75			
	1st Km				Km	129.25			
	2nd Km				Km	98.22			
	3rd Km				Km	51.99			
	4th Km				Km	40.50			
	5th Km				Km	35.54			
	6th Km				Km	34.12			
	7th Km				Km	28.76			
	8th Km				Km	28.43			
	9th Km				Km	26.56			
	10th Km				Km	24.62			
	11th & subsequent Kms				Km	19.66			
8	Carriage of 1000 Nos. tiles 12"x6"x2" (300x150x50 mm), by means of material trolly.							ditto	Material trolly to be supplied by the Government and maintained and run by the contractor.
	1st chain (1st 30 m)				30 M	94.90			
	2nd chain (2nd 30 m)				30 M	17.45			
	1000 to 3000 ft. (300 to 900 m)				300 M	106.75			
	1st Km				Km	129.25			
	2nd Km				Km	98.22		16.1	
	3rd Km				Km	51.99			
	4th Km				Km	40.50			
	5th Km				Km	35.54			
	6th Km				Km	34.12			
	7th Km				Km	28.76			
	8th.				Km	28.43			

MRS, BI-ANNUAL PERIOD (1st AUGUST, 2012 TO 31st JANUARY, 2013) DISTRICT JHELUM

Sr. No.	Description				Rate (Metric System)			Spec. No.	Remarks
					Unit of M/ment	Labour	Composite		
9	9th Km				Km	26.56		ditto	
	10th Km				Km	24.62			
	11th & subsequent Kms				Km	19.66			
	Carriage of 1000 No. bricks, 9"x4½"x3" (225x113x75 mm) or 8"x4"x4" (200x100x100 mm) (nominal)								
	1st chain (1st 30 m)				30 M	77.76			
	2nd chain (2nd 30 m)				30 M	16.00			
	3rd to 10th chain (60 to 300 m)				30 M	8.91			
	1000 to 3000 ft. (300 to 900 m)				300 M	87.40			
	1st Km				Km	129.19			
	2nd Km				Km	60.63			
	3rd Km				Km	46.25			
	4th Km				Km	32.24			
	5th Km				Km	30.53			
	6th Km				Km	29.81			
	7th Km				Km	26.97			
	8th Km				Km	26.66			
	9th Km				Km	24.92			
10th Km				Km	23.11				
10	11th & subsequent Kms				Km	16.75		16.1	
	Carriage of 1000 No. tiles 9"x4½"x1½" (225x113x38 mm).								
	1st chain (1st 30 m)				30 M	46.93		16.1	
	2nd chain (2nd 30 m)				30 M	8.62			
	3rd to 10th chain (60 to 300 m)				30 M	5.32			
	1000 to 3000 ft. (300 to 900 m)				300 M	52.80			
	1st Km				Km	77.99			
	2nd Km				Km	36.68			
	3rd Km				Km	27.94			
	4th Km				Km	19.30			
	5th Km				Km	17.76			
	6th Km				Km	17.47			
	7th Km				Km	16.28			
	8th Km				Km	16.09			
	9th Km				Km	15.03			

MRS, BI-ANNUAL PERIOD (1st AUGUST, 2012 TO 31st JANUARY, 2013) DISTRICT JHELUM

Sr. No.	Description				Rate (Metric System)			Spec. No.	Remarks	
					Unit of M/ment	Labour	Composite			
11	10th Km				Km	14.00		ditto		
	11th & subsequent Kms				Km	10.15				
	Carriage of 1 Cwt. (50 Kg) cement in bags.									
	1st chain (1st 30 m)				30 M	1.79				
	2nd chain (2nd 30 m)				30 M	0.21				
	3rd to 10th chain (60 to 300 m)				30 M	0.10				
	1000 to 3000 ft. (300 to 900 m)				300 M	1.05				
	1st Km				Km	1.96				
	2nd Km				Km	1.34				
	3rd Km				Km	0.57				
12	4th Km and subsequent kilometers.				Km	0.34		16.1		
	Carriage of 100 Nos. empty cement bags including bundling.									
	1st 1000 (300 m) ft.				300 M	26.19				
	1000 to 3000 (300 to 900 m) ft.				300 M	3.26				
	1st Km				Km	4.75				
	2nd Km				Km	4.82				
	3rd Km				Km	2.23				
	4th Km & subsequent Kms				Km	1.97				
	13	Carriage of 100 (2.83 cu.m) cft. of Sarkanda or pilchi, frash or brushwood, by boat or road :-								ditto Previous lead of collection not to be deducted from the next lead of carriage.
		1st chain (1st 30 m)				30 M	38.83			
2nd chain (2nd 30 m)					30 M	17.45				
3rd to 10th chain (60 to 300 m)					30 M	5.32				
1000 to 3000 ft. (300 to 900 m)					300 M	43.86				
1st Km					Km	71.99				
2nd Km					Km	36.68				
3rd Km					Km	27.94				
4th Km					Km	19.30				
5th Km					Km	17.76				

MRS, BI-ANNUAL PERIOD (1st AUGUST, 2012 TO 31st JANUARY, 2013) DISTRICT JHELUM

Sr. No.	Description				Rate (Metric System)			Spec. No.	Remarks
					Unit of M/ment	Labour	Composite		
	6th Km				Km	17.47			
	7th Km				Km	16.28			
	8th Km				Km	16.09			
	9th Km				Km	15.03			
	10th Km				Km	14.00			
	11th Km & subsequent				Km	10.15			
14	Carriage of light machinery weighing upto 3 tonne upto 1000 ft. (300 metre)				Tonne			ditto	
	Exceeding 1000 to 5000 ft (300 to 1500metre)				300 M	317.30			
	1st Km				"	76.88			
	2nd Km				Km	155.04			
	3rd Km				Km	72.28			
	4th Km				Km	48.95			
	5th Km				Km	31.67			
	6th Km				Km	29.86			
	7th Km				Km	28.67			
	8th Km				Km	24.84			
	9th Km				Km	24.47			
	10th Km				Km	23.91			
	11th Km & susequent				Km	18.91			
					Km	15.44			
15	Carriage of small consignments weighing upto 5 maunds (job rates) :							16.1 For consignment weighing 5 to 10 maunds, rate be increased by 25%; and for consignments weighing 10 to 20 maunds, rate be increased by 100%.	
	Upto 1000 ft. (300 metre)				Consign-ment/ 300 M	25.77			
	Exceeding 1000 to 3000 ft. (300 to 900 metre)					17.67			
	1st Km				Consign-ment/ Km	24.27			
	2nd Km				"	15.13			
	3rd Km & subsequent				"	5.03			
16	Carriage of consignments job.								
	i) Cooly load for distance:-				Each				

MRS, BI-ANNUAL PERIOD (1st AUGUST, 2012 TO 31st JANUARY, 2013) DISTRICT JHELUM

Sr. No.	Description	Rate (Metric System)			Spec. No.	Remarks
		Unit of M/ment	Labour	Composite		
	a) Upto 5 Km			Consignment	49.50	
	b) Above 5 to 13 Km			"	114.80	
ii)	Carriage of consignments odd jobs.			Each		
	a) Donkey load for distance upto 500 feet.			Consignment	10.85	
	b) Upto 1000 feet.			"	16.45	
	c) Upto ½ Mile/ 0.8 Km			"	20.80	
	d) Upto one Mile/ 1.6 Km			"	26.00	
	e) Upto three Miles/ 4.8 Km			"	45.95	
	f) Exceeding 3 Miles/ 16 km			"	82.25	
iii)	Cart load for a distance :-			Each		
	a) upto 4 Miles/ 6.4 Km			Consignment		
	b) Exceeding 4 Miles(6.4 Km) to10 Miles(16 Km)			"	89.85	
				"	163.55	
iv)	Camel load for a distance:-			"		
	a) upto 4 Miles/ 6.4 Km.)			"	66.45	
	b) exceeding 4 to 12 mills (6.4 Km to 19.2 Km)			"	100.75	
17	Hire charges of:-					
	i) truck (10 Ton Capacity)			Per day	3000.00	
	ii) tractor with trolley			"	1000.00	
	iii) tractor without trolley			"	800.00	
18	Carriage of bitumen, tar or other lubricants, in drums:					16.1
	1st Km			Per Tonne	25.85	
	2nd Km			"	17.76	
	3rd & subsequent Km			"	7.19	
19	Carriage of Asbestos cement pipes BSS Class 'B' with comet joint and rubber ring, including loading, unloading and stacking (rate per 100 Rft. (30 m pipes):-					
	i) 3" (75 mm) i/d pipes:-					
	1st chain (1st 30 m)			30 M	3.75	
	2nd chain (2nd 30 m)			30 M	0.70	
	3rd to 10th chain (60 to 300 m)			30 M	0.45	
	1000 to 3000 ft. (300 to 900 m)			300 M	4.20	
	1st Km			Km	6.21	

MRS, BI-ANNUAL PERIOD (1st AUGUST, 2012 TO 31st JANUARY, 2013) DISTRICT JHELUM


Sr. No.	Description	Rate (Metric System)			Spec. No.	Remarks
		Unit of M/ment	Labour	Composite		
	2nd Km			Km	2.90	
	3rd Km			Km	2.20	
	4th Km			Km	1.51	
	5th Km			Km	1.39	
	6th Km			Km	1.36	
	7th Km			Km	1.26	
	8th Km			Km	1.24	
	9th Km			Km	1.16	
	10th Km			Km	1.10	
	11th Km & Susequent			Km	1.06	
ii)	4" (100 mm) i/d pipes:-					
	1st chain (1st 30 m)			30 M	4.90	
	2nd chain (2nd 30 m)			30 M	0.90	
	3rd to 10th chain (60 to 300 m)			30 M	0.55	
	1000 to 9000 ft. (300 to 900 m)			300 M	5.50	
	1st Km			Km	8.14	
	2nd Km			Km	3.79	
	3rd Km			Km	2.88	
	4th Km			Km	1.98	
	5th Km			Km	1.83	
	6th Km			Km	1.80	
	7th Km			Km	1.67	
	8th Km			Km	1.65	
	9th Km			Km	1.54	
	10th Km			Km	1.44	
	11th Km & subsequent Km			Km	1.39	
iii)	6" (150 mm) i/d pipes:-					
	1st chain (1st 30 m)			30 M	7.35	
	2nd chain (2nd 30 m)			30 M	1.35	
	3rd to 10th chain (60 to 300 m)			30 M	0.85	

MRS, BI-ANNUAL PERIOD (1st AUGUST, 2012 TO 31st JANUARY, 2013) DISTRICT JHELUM

Sr. No.	Description				Rate (Metric System)			Spec. No.	Remarks
					Unit of M/ment	Labour	Composite		
	1000 to 9000 ft. (300 to 900 m)				300 M	8.30			
	1st Km				Km	12.21			
	2nd Km				Km	5.72			
	3rd Km				Km	4.35			
	4th Km				Km	3.00			
	5th Km				Km	2.78			
	6th Km				Km	2.73			
	7th Km				Km	2.54			
	8th Km				Km	2.51			
	9th Km				Km	2.32			
	10th Km				Km	2.14			
	11th Km & subsequent Km				Km	1.80			
iv)	8" (200 mm) i/d pipes:								
	1st chain (1st 30 m)				30 M	12.45			
	2nd chain (2nd 30 m)				30 M	2.30			
	3rd to 10th chain (60 to 300 m)				30 M	1.45			
	1000 to 3000 ft. (300 to 900 m)				300 M	14.00			
	1st Km				Km	20.69			
	2nd Km				Km	9.98			
	3rd Km				Km	7.52			
	4th Km				Km	5.17			
	5th Km				Km	4.80			
	6th Km				Km	4.72			
	7th Km				Km	4.37			
	8th Km				Km	4.20			
	9th Km				Km	3.79			
	10th Km				Km	2.46			
	11th Km & subsequent Km				Km	1.75			
v)	10" (250 mm) i/d pipes:-								
	1st chain (1st 30 m)				30 M	16.75			
	2nd chain (2nd 30 m)				30 M	3.10			
	3rd to 10th chain (60 to 300 m)				30 M	1.90			
	1000 to 3000 ft. (300 to 900 m)				300 M	18.85			
	1st Km				Km	27.81			
	2nd Km				Km	12.97			
	3rd Km				Km	9.85			


MRS, BI-ANNUAL PERIOD (1st AUGUST, 2012 TO 31st JANUARY, 2013) DISTRICT JHELUM

Sr. No.	Description				Rate (Metric System)			Spec. No.	Remarks
					Unit of M/ment	Labour	Composite		
	4th Km				Km	6.78			
	5th Km				Km	6.25			
	6th Km				Km	6.14			
	7th Km				Km	5.95			
	8th Km				Km	5.88			
	9th Km				Km	5.50			
	10th Km				Km	5.10			
	11th Km & subsequent Kms				Km	3.68			
vi)	12" (300 mm) i/d pipes:								
	1st chain (1st 30 m)				30 M	21.75			
	2nd chain (2nd 30 m)				30 M	4.00			
	3rd to 10th chain (60 to 300 m)				30 M	2.50			
	1000 to 3000 ft. (300 to 900 m)				300 M	24.50			
	1st Km				Km	36.13			
	2nd Km				Km	17.85			
	3rd Km				Km	13.21			
	4th Km				Km	8.82			
	5th Km				Km	8.15			
	6th Km				Km	8.00			
	7th Km				Km	7.40			
	8th Km				Km	7.31			
	9th Km				Km	6.82			
	10th Km				Km	6.32			
	11th Km & subsequent Kms				Km	4.70			
vii)	16" (400 mm) i/d pipes:-								
	1st chain (1st 30 m)				30 M	35.65			
	2nd chain (2nd 30 m)				30 M	6.55			
	3rd to 10th chain (60 to 300 m)				30 M	4.10			
	1000 to 3000 ft. (300 to 900 m)				300 M	40.15			
	1st Km				Km	59.25			
	2nd Km				Km	28.11			
	3rd Km				Km	21.18			
	4th Km				Km	14.65			
	5th Km				Km	13.58			



MRS, BI-ANNUAL PERIOD (1st AUGUST, 2012 TO 31st JANUARY, 2013) DISTRICT JHELUM

Sr. No.	Description	Rate (Metric System)			Spec. No.	Remarks
		Unit of M/ment	Labour	Composite		
	6th Km			Km	13.33	
	7th Km			Km	12.34	
	8th Km			Km	12.19	
	9th Km			Km	11.40	
	10th Km			Km	10.58	
	11th Km & subsequent Kms			Km	7.74	
viii)	18" (450 mm) i/d pipes:-					
	1st chain (1st 30 m)			30 M	45.85	
	2nd chain (2nd 30 m)			30 M	8.45	
	3rd to 10th chain (60 to 300 m)			30 M	5.25	
	1000 to 3000 ft. (300 to 900 m)			300 M	51.60	
	1st Km			Km	76.12	
	2nd Km			Km	35.81	
	3rd Km			Km	27.27	
	4th Km			Km	18.87	
	5th Km			Km	17.48	
	6th Km			Km	17.16	
	7th Km			Km	15.90	
	8th Km			Km	15.72	
	9th Km			Km	14.69	
	10th Km			Km	13.63	
	11th Km & subsequent Kms			Km	9.86	
ix)	20" (500 mm) i/d pipes:-					
	1st chain (1st 30 m)			30 M	48.65	
	2nd chain (2nd 30 m)			30 M	8.95	
	3rd to 10th chain (60 to 300 m)			30 M	5.55	
	1000 to 3000 ft. (300 to 900 m)			300 M	54.75	
	1st Km			Km	80.81	
	2nd Km			Km	38.00	
	3rd Km			Km	28.93	
	4th Km			Km	20.02	
	5th Km			Km	18.55	
	6th Km			Km	18.22	



MRS, BI-ANNUAL PERIOD (1st AUGUST, 2012 TO 31st JANUARY, 2013) DISTRICT JHELUM

Sr. No.	Description				Rate (Metric System)			Spec. No.	Remarks
					Unit of M/ment	Labour	Composite		
	7th Km				Km	16.88			
	8th Km				Km	16.68			
	9th Km				Km	15.57			
	10th Km				Km	14.45			
	11th Km & subsequent Kms				Km	10.65			
x)	24" (600 mm) i/d pipes:-								
	1st chain (1st 30 m)				30 M	53.90			
	2nd chain (2nd 30 m)				30 M	9.90			
	3rd to 10th chain (60 to 300 m)				30 M	6.15			
	1000 to 5000 ft. (300 to 1500 m)				300 M	60.65			
	1st Km				Km	89.54			
	2nd Km				Km	42.07			
	3rd Km				Km	32.03			
	4th Km				Km	22.69			
	5th Km				Km	20.51			
	6th Km				Km	20.13			
	7th Km				Km	18.65			
	8th Km				Km	18.43			
	9th Km				Km	17.23			
	10th Km				Km	15.98			
	11th Km & subsequent Kms				Km	11.59			
20	Carriage of PVC pipes B.S.S. Class 'B' including loading, unloading and stacking (Rate per 1000 ft.) (300 metre) :-								
i)	3" (75 mm) i/d pipes:-								
	1st chain (1st 30 m)				30 M	7.35			
	2nd chain (2nd 30 m)				30 M	1.35			
	3rd to 10th chain (60 to 300 m)				30 M	0.85			
	1000 to 3000 ft. (300 to 900 m)				300 M	8.25			
	1st Km				Km	12.21			
	2nd Km				Km	5.73			
	3rd Km				Km	4.36			
	4th Km				Km	3.01			
	5th Km				Km	2.79			

MRS, BI-ANNUAL PERIOD (1st AUGUST, 2012 TO 31st JANUARY, 2013) DISTRICT JHELUM

Sr. No.	Description	Rate (Metric System)			Spec. No.	Remarks
		Unit of M/ment	Labour	Composite		
	6th Km			Km.	2.73	
	7th Km			Km	2.53	
	8th Km			Km	2.48	
	9th Km			Km	2.31	
	10th Km			Km	2.15	
	11th Km & subsequent Kms			Km	1.75	
ii)	4" (100 mm) i/d pipes:-					
	1st chain (1st 30 m)			30 M	11.30	
	2nd chain (2nd 30 m)			30 M	2.10	
	3rd to 10th chain (60 to 300 m)			30 M	1.30	
	1000 to 3000 ft. (300 to 900 m)			300 M	12.75	
	1st Km			Km	18.80	
	2nd Km			Km	9.01	
	3rd Km			Km	6.75	
	4th Km			Km	4.58	
	5th Km			Km	4.23	
	6th Km			Km	4.15	
	7th Km			Km	3.84	
	8th Km			Km	3.79	
	9th Km			Km	3.55	
	10th Km			Km	3.28	
	11th Km & subsequent Kms			Km	2.82	
iii)	5" (125 mm) i/d pipes:-					
	1st chain (1st 30 m)			30 M	15.45	
	2nd chain (2nd 30 m)			"	2.85	
	3rd to 10th chain (60 to 300 m)			"	1.75	
	1000 to 3000 ft. (300 to 900 m)			300 M	17.35	
	1st Km			Km	25.63	
	2nd Km			"	12.20	
	3rd Km			"	9.33	
	4th Km			"	6.50	
	5th Km			Km.	5.82	
	6th Km			"	5.71	

MRS, BI-ANNUAL PERIOD (1st AUGUST, 2012 TO 31st JANUARY, 2013) DISTRICT JHELUM

Sr. No.	Description	Rate (Metric System)			Spec. No.	Remarks
		Unit of M/ment	Labour	Composite		
	7th Km			"	5.29	
	8th Km				5.23	
	9th Km				4.88	
	10th Km				4.52	
	11th Km & subsequent Kms				3.33	
iv)	6" (150 mm) i/d pipes:					
	1st chain (1st 30 m)			30 M	21.30	
	2nd chain (2nd 30 m)			30 M	3.90	
	3rd to 10th chain (60 to 300 m)			30 M	2.45	
	1000 to 3000 ft. (300 to 300 m)			300 M	23.95	
	1st Km.			Km.	35.33	
	2nd Km			Km.	16.62	
	3rd Km			Km.	12.65	
	4th Km			Km.	8.76	
	5th Km			Km.	8.11	
	6th Km			Km.	7.96	
	7th Km			Km.	7.39	
	8th Km			Km.	7.30	
	9th Km			Km.	6.81	
	10th Km			Km.	6.32	
	11th Km & subsequent Kms			Km.	4.60	
v)	8" (200 mm) i/d pipes:-					
	1st chain (1st 30 m)			30 M	37.30	
	2nd chain (2nd 30 m)			30 M	6.85	
	3rd to 10th chain (60 to 300 m)			30 M	4.25	
	1000 to 3000 ft. (300 to 900 m)			300 M	42.00	
	1st Km			Km	61.98	
	2nd Km			Km	29.16	
	3rd Km			Km	22.21	
	4th Km			Km	15.37	
	5th Km			Km	14.23	
	6th Km			Km	13.97	
	7th Km			Km	12.95	

MRS, BI-ANNUAL PERIOD (1st AUGUST, 2012 TO 31st JANUARY, 2013) DISTRICT JHELUM

Sr. No.	Description	Rate (Metric System)			Spec. No.	Remarks
		Unit of M/ment	Labour	Composite		
	8th Km			Km	12.80	
	9th Km			Km	11.96	
	10th Km			Km	11.07	
	11th Km & subsequent Kms			Km	8.04	
vi)	10" (250 mm) i/d pipes:-					
	1st chain (1st 30 m)			30 M	57.85	
	2nd chain (2nd 30 m)			30 M	10.65	
	3rd to 10th chain (60 to 300 m)			30 M	6.60	
	1000 to 3000 ft. (300 to 900 m)			300 M	65.10	
	1st Km			Km	96.10	
	2nd Km			Km	45.19	
	3rd Km			Km	34.43	
	4th Km			Km	23.83	
	5th Km			Km	22.06	
	6th Km			Km	21.66	
	7th Km			Km	20.06	
	8th Km			Km	19.83	
	9th Km			Km	18.53	
	10th Km			Km	17.20	
	11th Km & subsequent Kms			Km	12.61	
vii)	12" (300 mm) i/d pipes:-					
	1st chain (1st 30 m)			30 M	81.45	
	2nd chain (2nd 30 m)			30 M	15.00	
	3rd to 10th chain (60 to 300 m)			30 M	9.35	
	1000 to 3000 ft. (300 to 900 m)			300 M	91.65	
	1st Km			Km	135.28	
	2nd Km			Km	63.63	
	3rd Km			Km	48.46	
	4th Km			Km	33.54	
	5th Km			Km	31.04	
	6th Km			Km	30.49	
	7th Km			Km	28.26	
	8th Km			Km	27.92	

MRS, BI-ANNUAL PERIOD (1st AUGUST, 2012 TO 31st JANUARY, 2013) DISTRICT JHELUM

Sr. No.	Description				Rate (Metric System)			Spec. No.	Remarks
					Unit of M/ment	Labour	Composite		
	9th Km				Km	26.08			
	10th Km				Km	24.17			
	11th Km & subsequent Kms				Km	17.69			
	viii) 14" (350 mm) i/d pipes:-								
	1st chain (1st 30 m)				30 M	106.00			
	2nd chain (2nd 30 m)				30 M	19.50			
	3rd to 10th chain (60 to 300 m)				30 M	12.15			
	1000 to 3000 ft. (300 to 900 m)				300 M	119.30			
	1st Km				Km	176.07			
	2nd Km				Km	82.79			
	3rd Km				Km	63.05			
	4th Km				Km	43.63			
	5th Km				Km	40.39			
	6th Km				Km	39.66			
	7th Km				Km	36.76			
	8th Km				Km	36.33			
	9th Km				Km	33.96			
	10th Km				Km	31.52			
	11th Km & subsequent Kms				Km	23.07			
21	Carriage of PVC pipes B.S.S. Class 'D' including loading, unloading and stacking (Rates per 1000 ft.):-								
	i) 2" (50 mm) i/d pipes:-								
	1st chain (1st 30 m)				30 M	5.35			
	2nd chain (2nd 30 m)				30 M	1.00			
	3rd to 10th chain (60 to 300 m)				30 M	0.60			
	1000 to 3000 ft. (300 to 900 m)				300 M	6.05			
	1st Km				Km	8.92			
	2nd Km				Km	4.20			
	3rd Km				Km	3.19			
	4th Km				Km	2.20			
	5th Km				Km	2.05			
	6th Km				Km	2.01			
	7th Km				Km	1.88			
	8th Km				Km	1.84			

MRS, BI-ANNUAL PERIOD (1st AUGUST, 2012 TO 31st JANUARY, 2013) DISTRICT JHELUM

Sr. No.	Description	Rate (Metric System)			Spec. No.	Remarks
		Unit of M/ment	Labour	Composite		
	9th Km			Km	1.73	
	10Km			Km	1.59	
	11th Km & subsequent Kms			Km	1.20	
ii)	2½" (63 mm) i/d pipes:-					
	1st chain (1st 30 m)			30 M	8.35	
	2nd chain (2nd 30 m)			30 M	1.55	
	3rd to 10th chain (60 to 300 m)			30 M	0.95	
	1000 to 3000 ft. (300 to 900 m)			300 M	9.40	
	1st Km			Km	13.86	
	2nd Km			Km	6.56	
	3rd Km			Km	5.00	
	4th Km			Km	3.48	
	5th Km			Km	3.23	
	6th Km			Km	3.17	
	7th Km			Km	2.93	
	8th Km			Km	2.70	
	9th Km			Km	2.61	
	10Km			Km	2.41	
	11th Km & subsequent Kms			Km	1.82	
iii)	3" (75 mm) i/d pipes:-					
	1st chain (1st 30 m)			30 M	11.55	
	2nd chain (2nd 30 m)			30 M	2.15	
	3rd to 10th chain (60 to 300 m)			30 M	1.35	
	1000 to 3000 ft. (300 to 900 m)			300 M	13.00	
	1st Km			Km	19.23	
	2nd Km			Km	9.06	
	3rd Km			Km	6.90	
	4th Km			Km	4.78	
	5th Km			Km	4.43	
	6th Km			Km	4.35	
	7th Km			Km	4.03	
	8th Km			Km	3.98	
	9th Km			Km	3.61	
	10th Km			Km	3.35	

MRS, BI-ANNUAL PERIOD (1st AUGUST, 2012 TO 31st JANUARY, 2013) DISTRICT JHELUM

Sr. No.	Description	Rate (Metric System)			Spec. No.	Remarks
		Unit of M/ment	Labour	Composite		
	11th Km & subsequent Kms			Km	2.53	
iv)	4" (100 mm) i/d pipes:-					
	1st chain (1st 30 m)			30 M	19.15	
	2nd chain (2nd 30 m)			30 M	3.50	
	3rd to 10th chain (60 to 300 m)			30 M	2.20	
	1000 to 3000 ft. (300 to 900 m)			300 M	21.55	
	1st Km			Km	31.82	
	2nd Km			Km	14.97	
	3rd Km			Km	11.41	
	4th Km			Km	7.90	
	5th Km			Km	7.30	
	6th Km			Km	7.17	
	7th Km			Km	6.71	
	8th Km			Km	6.53	
	9th Km			Km	6.10	
	10th Km			Km	5.62	
	11th Km & subsequent Kms			Km	4.27	
v)	5" (125 mm) i/d pipes:-					
	1st chain (1st 30 m)			30 M	28.65	
	2nd chain (2nd 30 m)			30 M	5.25	
	3rd to 10th chain (60 to 300 m)			30 M	3.30	
	1000 to 3000 ft. (300 to 900 m)			300 M	32.20	
	1st Km			Km	47.54	
	2nd Km			Km	22.36	
	3rd Km			Km	17.02	
	4th Km			Km	11.78	
	5th Km			Km	10.91	
	6th Km			Km	10.71	
	7th Km			Km	9.93	
	8th Km			Km	9.81	
	9th Km			Km	9.19	
	10th Km			Km	8.43	
	11th Km & subsequent Kms			Km	6.33	
vi)	6" (150 mm) i/d pipes:-					

MRS, BI-ANNUAL PERIOD (1st AUGUST, 2012 TO 31st JANUARY, 2013) DISTRICT JHELUM

Sr. No.	Description				Rate (Metric System)			Spec. No.	Remarks
					Unit of M/ment	Labour	Composite		
	1st chain (1st 30 m)				30 M	41.25			
	2nd chain (2nd 30 m)				30 M	7.60			
	3rd to 10th chain (60 to 300 m)				30 M	4.70			
	1000 to 3000 ft. (300 to 900 m)				300 M	46.40			
	1st Km				Km	68.51			
	2nd Km				Km	32.21			
	3rd Km				Km	24.52			
	4th Km				Km	16.97			
	5th Km				Km	15.72			
	6th Km				Km	15.44			
	7th Km				Km	14.31			
	8th Km				Km	14.15			
	9th Km				Km	13.22			
	10th Km				Km	12.25			
	11th Km & subsequent Kms				Km	9.06			
22	Hand shunting loaded Railway wagons or trucks:-								
	a) upto ¼ mile / ¼ Km				Each	144.80			
	b) upto ½ mile / ½ Km				No	262.15			
	c) upto ¾ mile / ¾ Km				"	353.90			
	d) upto 1 (1.6 Km) mile				"	421.15			
	e) 2nd mile and subsequent miles/ 2nd and subsequent kilometres				Each No/Km	259.05			
23	Hand shunting empty Railway wagons or trucks.								
	a) upto ¼ mile / ¼ Km				Each	84.00			
	b) upto ½ mile / ½ Km				No.	139.15			
	c) upto ¾ mile / ¾ Km				"	183.55			
	d) upto 1 mile / 1 Km				"	220.30			
	e) 2nd mile and subsequent miles/ 2nd and subsequent kilometres				Each No/Km	127.20			

2. LOADING, UNLOADING & STACKING

1 The rate for loading into and unloading from mobile trucks, trollies and boats, etc. will be the same as for Railway wagons.

MRS, BI-ANNUAL PERIOD (1st AUGUST, 2012 TO 31st JANUARY, 2013) DISTRICT JHELUM

Sr. No.	Description	Rate (British System)			Rate (Metric System)			Spec. No.	Remarks
		Unit	Labour	Composite	Unit	Labour	Composite		
1	Loading or unloading into or from Railway wagons, lead within one chain, (30m) shingle, sand, ballast, surkhi, ashes, kankar, brick bats, coal, lime or 1,000 Nos. tiles size 12"x6"x2" (300x150x50 mm) or 9"x4½"x1½" (225x113x37mm) properly laid & stacked.	100 Cft.	364.30		cu.m	128.70			
2	Loading or unloading bricks into or from Railway wagons laid and stacked, lead within one chain:-								
	a) Bricks 10" (250 mm) size.	1000 Nos.	455.40		1000 Nos.	455.40			
	b) Bricks 9" (225 mm) or smaller size.	ditto	364.30		ditto	364.30			
3	Loading or unloading into or from Railway wagons cement in bags (from inside or outside the godown) and stacking within one chain (30 m)	100 Bags	455.40		100 Bags	455.40			
4	Loading or unloading into or from Railway wagons empty cement bags (from inside or outside the godown) and stacking.	100 Nos.	43.70		100 Nos.	43.70			
5	Loading or unloading into or from Railway wagons (from inside or outside the godown) and stacking, white lime in bags.	100 Mds.	273.25		100 Kg	7.30			
6	Loading or unloading into or from Railway wagons Structural Steel, R.S. joists, broad, narrow or meter gauge rail and rail fastenings, etc.	Per Tonne	218.60		Per Tonne	215.15			
7	Loading or unloading 45 gallon (204.57 Litres) drums full into or from Railway wagons, lead upto one chain.	Each	27.30		Each	27.30			
8	Loading or unloading packages of all sorts, upto one Cwt (50 Kg).	Each	13.65		Each	13.65		Except cement in jute or paper bags.	
9	Loading or unloading sleepers other than wooden, including stacking lead within one chain:-								
	a) Broad gauge sleepers	100 Nos.	910.80		100 Nos.	910.80			
	b) Metre gauge and narrow gauge sleepers.	ditto	455.40		ditto	455.40			
10	Loading or unloading timber logs or timber for shuttering	Per	113.85		Per	112.05			

MRS, BI-ANNUAL PERIOD (1st AUGUST, 2012 TO 31st JANUARY, 2013) DISTRICT JHELUM

Sr. No.	Description	Rate (British System)			Rate (Metric System)			Spec. No.	Remarks
		Unit	Labour	Composite	Unit	Labour	Composite		
	into or from Railway wagons of any gauge, including stacking lead within one chain (30 m)	Ton			Tonne				
11	Loading or unloading bhoosa in Railway wagons lead upto 150 ft. (45 m)	100 Mds.	1092.95		100 Kg	29.3			
12	Loading or unloading timber scrap or wooden plugs, into or from Railway wagons, and stacking within one chain lead.	Per Ton	182.15		Per Tonne	179.30			
13	Loading or unloading pitching stone or spawl from Railway wagons of any gauge (including clearing 5 ft. (1500 mm) away from the rail).	100 Cft.	134.80		cu.m	47.60			
14	Loading or unloading building stone (including clearing 5 ft. (1.5 m) away from rails).	100 Cft.	174.85		cu.m	61.75			
15	Unloading oil, bitumen tar, etc.								
	a) Crude oil (to be pumped from tank wagon into tank).	1000 Gallon	455.40		100 litres	10.00			
	b) Crude oil (drained by gravity).	1000 Gallon	455.40		100 litres	10.00			
	c) Crude oil materials from railway wagons.	100 Cft.	58.30		cu.m	20.60			
	d) Fuel oil from tank into empty drums, including stacking within one chain (30 m).	Per Ton	161.90		Per Tonne	159.35			
	e) Petrol (2 gallon tin)	100 Nos.	229.50		100 Nos.	229.50			The rate includes checking and weighing the tins.
	f) Kerosine oil (4 gallon tin)	100 Nos.	455.40		100 Nos.	455.40			
16	Removing and stacking within one chain (30 m) lead:								
	a) Stone, spawl, brick bats, shingle, sand, lime, surkhi, ashes, kankar and coat, etc.	100 Cft.	182.15		cu.m	64.35			
	b) Bricks.	1000 Nos.	485.75		1000 Nos.	485.75			
	c) Broad gauge wooden sleepers.	100 Nos.	291.45		100 Nos.	291.45			
	d) Metre gauge or narrow gauge wooden sleepers.	100 Nos.	173.50		100 Nos.	173.50			
	e) Rails girders, pipes, cement etc.	Per Ton	80.95		Per Tonne	79.70			

MRS, BI-ANNUAL PERIOD (1st AUGUST, 2012 TO 31st JANUARY, 2013) DISTRICT JHELUM

Sr. No.	Description	Rate (British System)			Rate (Metric System)			Spec. No.	Remarks
		Unit	Labour	Composite	Unit	Labour	Composite		
	f) Bridge and crossing timbers, etc.	100 No.	971.50		100 No.	971.50			
17	Loading into wagons girders, rails, permanent way material (except wooden sleepers) iron work, M.S. bars, pipes, etc. including lead one chain (30 M) and stacking inside wagons.	Per Ton	182.15		Per Tonne	179.30			
18	Unloading from wagons girders, rails, permanent way material (except wooden sleepers) iron work, M.S. bars, pipes, etc. lead upto one chain (30 m) but excluding stacking.	Per Ton	104.10		Per Tonne	102.45			
19	Loading into wagons wooden broad gauge sleepers, including one chain (30 m) lead and stacking,.	100 Nos.	728.65		100 Nos.	728.65			
20	Unloading wooden broad gauge sleepers from wagons, including one chain (30 m) lead and stacking.	100 Nos.	346.95		100 Nos.	346.95			
21	Loading metre gauge or narrow gauge wooden sleepers, including one chain (30 m) lead and stacking inside wagons.	100 Nos.	364.30		100 Nos.	364.30			
22	Unloading metre gauge or narrow gauge wooden sleepers, including one chain (30 m) lead but excluding stacking.	100 Nos.	191.75		100 Nos.	191.75			
23	Loading bridge and crossing timbers, including one chain (30 m) lead and stacking.	100 Nos.	1457.30		100 Nos.	1457.30			
24	Unloading bridge and crossing timbers, including one chain (30 m) lead but excluding stacking.	100 Nos.	728.65		100 Nos.	728.65			
25	Loading or unloading bitumen, asphalt or tar in drums, into or from railway wagons, lead upto one chain (30 m).	Per Ton	109.30		Per Tonne	107.55			

3. EARTHWORK (EXCAVATION & EMBANKMENT)

1 Special allowances for the hardness, wetness and slush:-

The grant of allowances for hard, very hard, wet and slush will be subject to Superintending Engineer's approval. Specific instructions regarding grant of such allowances may be issued by the various Administrative Departments and Statutory Bodies. The earth requiring repeated blows of Kassi to break it and of which dry bulk density is not less than 1.5, will be treated as hard.

2 Deduction for shrinkage from bank measurements:-

The following allowances should be provided for material which is not rammed, or equally consolidated:-

- a) Deduction for shrinkage from the bank measurements when the earthwork is done by manual labour..... 10%
- b) Deduction for settlement from the bank measurement when the earthwork is done by machines..... 3 to 6%

Before the work is let out to be done by tractors, scrapers, etc. deduction ranging between 3% to 6% should be agreed to with the contractor:

MRS, BI-ANNUAL PERIOD (1st AUGUST, 2012 TO 31st JANUARY, 2013) DISTRICT JHELUM

Sr. No.	Description	Rate (British System)			Rate (Metric System)			Spec. No.	Remarks
		Unit of M/ment	Labour	Composite	Unit of M/ment	Labour	Composite		
1	Earthwork excavation underdressed lead upto a single throw of Kassi, phaorah or shovel:-							171 to 17.5	
	a) In ashes, sand, soft soil or silt clearance.	1000 Cft.	1,366.20	--	cu.m	48.25	--		
	b) In ordinary soil.	1000 Cft.	1,639.45	--	cu.m	57.90	--		
2	Earthwork excavation in ashes, sand and soft soil or silt clearance, undressed lead upto 50 ft (15 metre).	1000 Cft.	2,003.75	--	cu.m	70.75	--	ditto	
3	Bed clearance and dressing slopes of drains to required sections including the removal of weeds, roots, etc. disposal of excavated materials within 50 ft. (15 metre) lead.							ditto	The rate is applicable where the earth of the bed to be removed is of the type of ordinary soil. When it is silt or 1 or 2 above, whichever is applicable. the drains of each category.
	a) Excavated material undressed.	1000 Cft.	2,550.25	--	cu.m	90.10	--		
	b) Excavated material dressed in the specified manner.	1000 Cft.	2,753.50	--	cu.m	97.25	--		
4	Borrowpit excavation undressed lead upto 100 ft (30 metre).								
	a) Ordinary soil	1000 Cft.	2,550.25	--	cu.m	90.10	--		
	b) Hard soil	1000 Cft.	3,133.15	--	cu.m	110.65	--		
5	Earthwork in ordinary soil for embankments lead upto 100 ft. (30 m), including ploughing and mixing with blade grade or disc harrow or other suitable equipment, and compaction by mechanical means at optimum moisture content and dressing to designed section, complete in all respects:-							*411-1 to 411-13 and 301-1 & 202-3	The rate includes hire charges of machinery, cost of fuel, lubricants, pay of driver and cleaner. The rate also includes clearing and grubbing where necessary.
	i) 95% to 100% maximum modified AASHO dry density.	1000 Cft.	2,778.75	3,673.75	cu.m	98.15	129.75		
	ii) 90% maximum modified AASHO dry density.	1000 Cft.	2,778.75	3,559.45	cu.m	98.15	125.70		
	iii) 85% maximum modified AASHO dry density.	1000 Cft.	2,778.75	3,445.15	cu.m	98.15	121.70		
6	Regular excavation dressed.	1000 Cft.	1,868.60	--	cu.m	66.00	--	*411-2	
7	Earthwork excavation in open cutting upto 5'-0" (1.5 m) depth for storm water channels, drains, sullage drains in open areas, roads, streets, lanes, including under pinning of walls and shoring to protect existing works, shuttering and							17.1 to 17.5	

MRS, BI-ANNUAL PERIOD (1st AUGUST, 2012 TO 31st JANUARY, 2013) DISTRICT JHELM

Sr. No.	Description	Rate (British System)			Rate (Metric System)			Spec. No.	Remarks
		Unit of M/ment	Labour	Composite	Unit of M/ment	Labour	Composite		
	timbering the trenches, dressed to designed level and dimensions, trimming, removal of surface water from trenches, back filling and surplus excavated material disposed of and dressed within 50 ft. (15 m) lead:-								
	i) ordinary	1000 Cft.	3,175.90	3,246.60	cu.m	112.15	114.65		
	ii) hard	1000 Cft.	3,758.85	3,829.50	cu.m	132.75	135.25		
	iii) very hard	1000 Cft.	4,378.20	4,448.85	cu.m	154.65	157.15		
	iv) gravel & shingle	1000 Cft.	7,370.90	7,441.55	cu.m	260.35	262.85		
8	Earthwork excavation in open cutting 5.01 ft. (1.5 m) to 10.0 ft. (3.0 m) depth for storm water channels, drains, sullage drains in open areas, roads, streets, lanes, including under pinning of walls and shoring to protect existing works, shuttering and timbering the trenches, dressed to designed level and dimensions, trimming, removal of surface water from trenches, back filling and surplus excavated material disposed of and dressed within 100 ft. (30 m) lead:-							ditto	
	i) ordinary	1000 Cft.	3,466.30	3,606.85	cu.m	122.45	127.40		
	ii) hard	1000 Cft.	4,049.25	4,189.80	cu.m	143.00	148.00		
	iii) very hard	1000 Cft.	4,668.60	4,809.10	cu.m	164.90	169.85		
	iv) gravel & shingle	1000 Cft.	8,025.60	8,166.15	cu.m	283.45	288.45		
9	Excavation in shingle or gravel formation and rock, not requiring blasting, undressed lead upto 100 ft (30 m).							17.1 to 17.5	
	i) Dry	1000 Cft.	6,922.10	--	cu.m	244.50	--		
	ii) Wet	1000 Cft.	8,015.05	--	cu.m	283.10	--		
	iii) In flowing water	1000 Cft.	10,200.95	--	cu.m	360.30	--		
10	Earthwork excavation in irrigation channels, drains, etc. to designed section, grades and profiles, excavated material disposed off and dressed within 50 ft. (15 m) lead:-							ditto	
	i) ordinary	1000 Cft.	2,919.85	--	cu.m	103.15	--		
	ii) hard	1000 Cft.	3,502.75	--	cu.m	123.70	--		
	iii) very hard	1000 Cft.	4,122.10	--	cu.m	145.60	--		
	iv) gravel & shingle	1000 Cft.	7,296.95	--	cu.m	257.75	--		
11	Excavation in rock dressed to designed section, grades and profiles, excavated material disposed off within 100 ft. (30 m) and lift upto 5'-0" (1.5 m).							17.1 to 17.5	
	a) Soft rock, slate, shale, schist laterite work, with pick and crow bar.	1000 Cft.	6,948.50	--	cu.m	245.40	--	Tools and plants shall be the liability of the contractor.	
	b) Medium hard rock, requiring occasional blasting.	1000 Cft.	10,935.40	11,511.40	cu.m	386.25	406.60		
12	a) Excavation in hard rock requiring blasting and disposal of excavated material (blasted material) upto 50 ft. (15 m) lead, (including dressing and levelling to designed section, etc. complete).							17.1 to 17.5	
	i) Grade I	1000 Cft.	6,646.20	7,222.20	cu.m	234.75	255.10	1) Tools and plants required shall be the liability of the Contractor 2) Reduce the rate by 8% if the excavated section is not dressed or	

MRS, BI-ANNUAL PERIOD (1st AUGUST, 2012 TO 31st JANUARY, 2013) DISTRICT JHELM

Sr. No.	Description	Rate (British System)			Rate (Metric System)			Spec. No.	Remarks
		Unit of M/ment	Labour	Composite	Unit of M/ment	Labour	Composite		
	ii) Grade II	1000 Cft.	7,188.70	8,148.70	cu.m	253.90	287.80		levelled to designed section.
	iii) Grade III	1000 Cft.	8,591.90	9,743.90	cu.m	303.45	344.15		
	iv) Grade IV	1000 Cft.	9,538.30	10,882.30	cu.m	336.90	384.35		
	v) Grade V	1000 Cft.	10,549.45	12,085.45	cu.m	372.60	426.85		
	vi) Grade VI	1000 Cft.	11,313.70	13,041.70	cu.m	399.60	460.65		
	b) Excavation in hard rock requiring blasting, but blasting prohibited, and disposal of excavated material within 50 ft. (15 m) lead (including dressing and levelling to designed section, etc. complete):-							17.1 to 17.5	
	i) Grade I	1000 Cft.	13,292.40	14,444.40	cu.m	469.50	510.20		
	ii) Grade II	1000 Cft.	14,377.45	16,297.45	cu.m	507.80	575.65		
	iii) Grade III	1000 Cft.	17,183.75	19,487.75	cu.m	606.95	688.30		
	iv) Grade IV	1000 Cft.	19,076.65	21,764.65	cu.m	673.80	768.75		
	v) Grade V	1000 Cft.	21,098.90	24,170.90	cu.m	745.20	853.70		
	vi) Grade VI	1000 Cft.	22,627.45	26,083.45	cu.m	799.20	921.25		
13	Rehandling of earthwork:								
	a) Lead upto a single throw of Kassi, phaorah or shovel	1000 Cft.	910.80	--	cu.m	32.15	--	ditto	
	b) Upto a lead of 50 ft. (15 m).	1000 Cft.	1,275.10	--	cu.m	45.05	--	ditto	
14	Rehandling of gravel work or excavated rock, lead upto 50 ft.(15 m)	1000 Cft.	3,643.20	--	cu.m	128.70	--	17.1 to 17.5	
15	Filling, watering and ramming earth under floors:-							ditto	
	i) with surplus earth from foundation, etc.	1000 Cft.	1,829.50	--	cu.m	64.60	--		
	ii) with new earth excavated from outside, lead upto one chain (30 m).	1000 Cft.	3,519.25	--	cu.m	124.30	--		
16	Extra for every 50 ft. (15 m) additional lead or part thereof :-								This rate shall be applicable upto 1000 ft. total distance, including the lead covered in the item of earthwork
	i) for earhtwork soft, ordinary, hard and very hard.	1000 Cft.	32.40	--	cu.m	1.15	--		
	ii) for gravel, shingle or rock.	1000 Cft.	37.85	--	cu.m	1.35	--		
17	Transportation of earth all types when the total distance, including the lead covered in the item of work, is more than 1000 ft. (300 m)								This rate will be paid inaddition to the rate of earthwork, without deducting the lead covered in the item of earthwork
	a) upto ¼ mile (400 m).	1000 Cft.	1,469.50	--	cu.m	51.90	--		
	b) for every 330 ft. (100 m) additional lead or part thereof, beyond ¼ mile (400 m) upto one mile. (1.6 Km.)	1000 Cft.	88.90	--	cu.m	3.15	--		
	c) for every ¼ mile (400 m) additional lead or part thereof, beyond one mile (1.6 Km.) upto 5 mile (8 Km).	1000 Cft.	155.15	--	cu.m	5.50	--		
	d) for every ½ mile (800 m) additional lead or part thereof, beyond 5 miles (8 Km).	1000 Cft.	137.10	--	cu.m	4.85	--		
18	Dressing and levelling of earhtwork to designed section, etc. complete:-							17.10 to 17.5	

MRS, BI-ANNUAL PERIOD (1st AUGUST, 2012 TO 31st JANUARY, 2013) DISTRICT JHELUM

Sr. No.	Description	Rate (British System)			Rate (Metric System)			Spec. No.	Remarks
		Unit of M/ment	Labour	Composite	Unit of M/ment	Labour	Composite		
	a) Ashes, sand, silt or soft soil.	1000 Cft.	117.65	--	cu.m	4.15	--		
	b) Ordinary or hard soil.	1000 Cft.	228.50	--	cu.m	8.05	--		
	c) Gravel work or soft rock not requiring blasting.	1000 Cft.	551.75	--	cu.m	19.50	--		
19	Dowel dressing.	Per Chain	107.35	--	Metre	3.50	--	ditto	This rate is in addition to payment for dressed earhtwork.
20	a) Dressing slopes of banks or ground surface.	100Sft.	47.90	--	sq.m	5.15	--	ditto	To be paid only when exclusively dressing is done and no earthwork is carried out in embankment or cutting.
	b) Dressing of earthwork (done by machinery or otherwise and left undressed) to designed section.	100Sft.	85.80	--	sq.m	9.25	--		i) The surface area dressed is to be taken for measurement. ii) The item is applicable where the dressing is done by the contractor other than the one who executed the work.
21	Excavation in foundation of building, bridges and other structures, including dagbelling, dressing, refilling around structure with excavated earth, watering and rammiing lead upto one chain (30 m) and lift upto 5 ft. (1.5 m)							17.1 to 17.5	
	a) in sand, ashes or loose soil	1000 Cft.	3,284.15	--	cu.m	116.00	--		
	b) in ordinary soil.	1000 Cft.	3,833.30	--	cu.m	135.40	--		
	c) in hard soil or soft murum.	1000 Cft.	4,290.00	--	cu.m	151.50	--		
22	Cutting hard rock such as granite, ballast, hard lime stone or sand stone, etc. with chisels and hammers, for small foundations.	1000 Cft.	26,537.30	30,548.75	cu.m	937.30	1079.00	17.1 to 17.5	Tools and plants required shall be the liability of the contractor.
23	Extra for excavation requiring shoring.	1000 Cft.	481.80	718.35	cu.m	17.00	25.35	17.1 to 17.5	Composite rate includes materials, i.e. plank, etc.
24	Compaction of earthwork (soft, ordinary or hard soil) :-							ditto	
	a) Mixing, moistening earth to optimum moisture content in layers for compaction, etc. complete.	1000 Cft.	431.80	--	cu.m	15.25	--		
	b) Compaction by rolling with animal driven roller/hand rammed:								
	i) soft or sandy soil	1000 Cft.	546.50	--	cu.m	19.30	--		
	ii) ordinary soil	1000 Cft.	637.55	--	cu.m	22.50	--		1) The rate does not include hire charges of the roller. 2) Roller to be 'supplied by Government
	iii) hard soil	1000 Cft.	728.65	--	cu.m	25.75	--		
	iv) admixture of shingle	1000 Cft.	819.70	--	cu.m	28.95	--		
	c) Ramming earthwork (all types of soil).	1000 Cft.	546.50	--	cu.m	19.30	--		

MRS, BI-ANNUAL PERIOD (1st AUGUST, 2012 TO 31st JANUARY, 2013) DISTRICT JHELUM

Sr. No.	Description	Rate (British System)			Rate (Metric System)			Spec. No.	Remarks
		Unit of M/ment	Labour	Composite	Unit of M/ment	Labour	Composite		
25	d) Ramming earhtwork behind retaining walls.	1000 Cft.	728.65	--	cu.m	25.75	--	17.1 (a) *411-5 and 202-3	The rate also includes hire charges of machinery, cost of fuel, lubricant, pay of driver and cleaner, etc.
	Compaction of earthwork with power road roller, including ploughing, mixing, moistening earth to optimum moisture content in layers, etc. complete:								
	i) 95% to 100% maximum modified AASHO dry density.	1000 Cft.	--	895.00	cu.m	-	31.60		
	ii) 90% maximum modified AASHO dry density.	1000 Cft.	--	780.70	cu.m	-	27.55		
	iii) 85% maximum modified AASHO dry density.	1000 Cft.	--	666.40	cu.m	-	23.55		
26	Extra for wet earthwork.	1000 Cft.	1,275.10	--	cu.m	45.05	-	17.1 to 17.5	That will support a man's weight.
27	Extra for slush or Daldal including dewatering.	1000 Cft.	2,914.55	--	cu.m	102.95	-	17.1 to 17.5	That will not support a man's weight.
28	Extra for puddling.	1000 Cft.	2,284.90	--	cu.m	80.70	-	ditto	
29	Earthwork on small rain water drains, along canal banks, roads and plantation drains, dressed, etc. complete.	100 Rft.	346.10	--	Metre	11.35	-	ditto	
30	Filling and compacting soil, earth and boulders behind retaining walls (including excavation of soil and lead upto 50 ft.(15 m).	1000 Cft.	3,278.90	--	cu.m	115.80	--	17.1 to 17.5	
31	Dag bailing 3" (75 mm) deep.	Per mile	1,366.05	--	Per Km	849.00	--	ditto	Dag bailing for layout of borrow pit, to be done by contractors at their own cost.
32	Turfing slopes of banks or lawns with grass sods including ploughing, laying, setting and watering (Turf got from within a distance of 5 miles (8 Km.) and maintenance for 15 days).	100Sft.	607.20	--	sq.m	65.35	--	ditto	
33	Berm cutting:-							17.1 to 17.5	
	a) lead upto a single throw of Kassi, phaora or shovel (without dressing).	1000 Cft.	1,639.45	--	cu.m	57.90	--		
	b) upto 50 ft(15 m)lead (including dressing).	1000 Cft.	2,919.85	--	cu.m	103.15	--		
34	Berm trimming both sides of channels:-							17.1 to 17.5	
	a) upto 3½ ft. (1.06 m) depth.	Per Mile	4,259.20	--	Per Km.	2662.00	--		
	b) exceeding 3½ ft. to 5 ft. (1.06 to 1.5 m) depth.	Per Mile	5,934.30	--	Per Km.	3708.95	--		
	c) exceeding 5 ft. to 8 ft. (1.5 to 2.4 m) depth	Per Mile	9,278.30	--	Per Km.	5798.95	--		
35	Ploughing and levelling borrowpits.							ditto	Area ploughed to be measured.
	i) upto 3 ft. (0.9 m) depth.	Per Acre	910.80	--	Per Hect.	2250.65	--		
	ii) above 3 ft. (0.9 m) depth.	Per Acre	1,821.60	--	Per Hect.	4501.25	--		

MRS, BI-ANNUAL PERIOD (1st AUGUST, 2012 TO 31st JANUARY, 2013) DISTRICT JHELUM

Sr. No.	Description	Rate (British System)			Rate (Metric System)			Spec. No.	Remarks
		Unit of M/ment	Labour	Composite	Unit of M/ment	Labour	Composite		
36	Making boundary or service roads, including dag-belling, levelling and dressing:							ditto	
	i) in unploughed land:								
	a) from 10.0 ft. to 20.0 ft. (3 to 6 m) wide.	Per Chain	457.60	--	Metre	15.00	--		
	b) from 20.1 ft. to 40.0 ft. (6.10 to 12 m) wide.	Per Chain	611.60	--	Metre	20.05	--		
	ii) in ploughed land:								
	a) from 10.0 ft. to 20.0 ft. (3 to 6 m) wide.	Per Chain	471.95	--	Metre	15.50	--		
	b) from 20.1 ft. to 40.0 ft. (6.10 to 12 m) wide.	Per Chain	625.95	--	Metre	20.55	--		
37	Earthwork by boats, including hire of boats:-							17.1 to 17.5	For ordinary soil.
	i) Digging and loading into boats, upto 50 ft. (15 m) lead.	1000 Cft.	2,732.40	--	cu.m	96.50	--		
	ii) Carriage by boats upto 10 chains (300 m).	1000 Cft.	682.60	--	cu.m	24.10	--		
	iii) Extra for every additional one chain (30 m) or part thereof beyond 10 chains (300 m).	1000 Cft.	72.85	--	cu.m	2.55	--		
	iv) Unloading earth from boats.	1000 Cft.	1,275.10	--	cu.m	45.05	--		
38	Unloading earth from B.G. trucks and clearing 5 ft. (1.5 m) from rail.	1000 Cft.	1,092.95	--	cu.m	38.60	--	17.1 to 17.5	
39	Earthwork by tramway, digging and loading in trucks, upto 50 ft. (15 m) lead.	1000 Cft.	2,550.25	--	cu.m	90.10	--	17.1 to 17.5	
40	Unloading earth from B.G. trucks and spreading upto 15 ft. (4.5 m) from rail.	1000 Cft.	2,049.30	--	cu.m	72.40	--	ditto	
41	Supplying clean and screened river or pit sand within 5 chains (150 m).	100Cft.	353.55	375.55	cu.m	124.85	132.65	ditto	The rate incudes:- i) removal of top crust of earth over burden ii) royalty to the government or cost to the private owner.
42	Earthwork excavation in open cutting for sewers and manholes as shown in drawings including shuttering and timbering, dressing to correct section and dimensions according to templates and levels, and removing surface water, in all types of soil except shingle, gravel and rock:-							17.1 to 17.5 **13.1 & 13.4	The rate does not include back filling after laying of sewer, which is payable separately.
	i) 0 ft. to 7.0 ft. (0 to 2.10 m) depth	1000 Cft.	2,966.40	3,316.60	cu.m	104.75	117.15		If the timbering and shuttering is not actually done at site, the composite rate may be reduced by Rs. 368.20, 579.60 and 579.60 respectively.
	ii) 7-01 ft. to 15.0 ft. (2.15 to 4.5 m) depth	1000 Cft.	5,037.00	5,556.25	cu.m	177.90	196.25		
	iii) above 15.0 ft. (4.5 m) depth	1000 Cft.	6,494.25	7,013.50	cu.m	229.40	247.70		
43	Earthwork excavation of trenches in open cutting for sewers and manhole chambers, etc. below sub-soil water level to							17.1 to 17.5 **13.3 &	The rate does not include back filling after laying of sewer, which is payable

MRS, BI-ANNUAL PERIOD (1st AUGUST, 2012 TO 31st JANUARY, 2013) DISTRICT JHELMU

Sr. No.	Description	Rate (British System)			Rate (Metric System)			Spec. No.	Remarks
		Unit of M/ment	Labour	Composite	Unit of M/ment	Labour	Composite		
	correct section and dimensions according to templates and levels, including shoring, timbering and shuttering of M.S. sheets on both sides of the trenches:							13.5	separately.
	i) 0 ft. to 4.0 ft. (0 to 1.20 m) depth below SSWL.	1000 Cft.	4,095.30	6,582.35	cu.m	144.65	232.50		
	ii) 4.01 ft. to 8.0 ft. (1.22 to 2.4 m) depth below SSWL.	1000 Cft.	5,119.65	8,358.45	cu.m	180.85	295.20		
	iii) Exceeding 8 ft. (2.4 m) depth below SSWL.	1000 Cft.	7,679.50	11,199.55	cu.m	271.25	395.55		
44	Excavation of trenches in all kinds of soil, except cutting rock, for watersupply pipelines upto 5 ft. (1.5 m) depth from ground level, including trimming, dressing sides, levelling the beds of trenches to correct grade and cutting pits for joints, etc. complete in all respects.	1000 Cft.	2,735.05	--	cu.m	96.60	--	17.1 to 17.5 **8.1	The rate does not include back filling after laying of pipe line, which is payable separately.
45	Cutting and removing trees within a distance of 100 ft. (30 m)								
	a) upto 2½ ft. (760 mm) girth.	Each	543.50	--	Each	543.50			
	b) above 2½ ft. to 6 ft. (760 to 1800 mm) girth.	Each	1,057.65	--	Each	1057.65			
46	Uprooting stump and removing within 100 ft. (30 m) from 2 ft. to 6 ft. (600 to 1800 mm) girth.	Each	683.10	--	Each	683.10			
47	Jungle clearance and removing within 100 ft. (30 m).								
	a) light	1000 Sft.	91.10	--	sq.m	1.00	--		
	b) thick	1000 Sft.	182.15	--	sq.m	1.95	--		
48	Uprooting Sarkanda growth and disposal within 100 ft. (30 m)	100Sft.	43.70	--	sq.m	4.70	--		
49	Ploughing 3 times.	Per Acre	370.00	--	Per Hect.	914.30	--		
50	Levelling, dressing and making lawns.	100Sft.	182.15	--	sq.m	19.60	--		
51	Turfing lawns (excluding cost of turf).	100Sft.	154.00	--	sq.m	16.55	--		
52	Earthwork in excavation of drains, irrigation channels through excavator / drag lines in all kind of soil and conditions(dry,wet slush,daldal and under water) including its disposal and preparation of working pad for operation of machinery. (Rates includes 100 ft lead)	1000 Cft.	--	2000.00	cu.m	--	70.65		

* Specification number correspond to Book of "Specification for Road & Bridge Construction, 1971".

** Specification number correspond to Book of "Building & Roads Department Specification Vol. II, 1966 (Public Health Works).

4. DISMANTLING (DEMOLITION)

- 1 Rates for all finished works include the removal of surplus debris, unused material and byproducts.
- 2 The rates for dismantling roofs or upper storey floor, include the dismantling of all materials, except roof supports such as beams and trusses.

MRS, BI-ANNUAL PERIOD (1st AUGUST, 2012 TO 31st JANUARY, 2013) DISTRICT JHELUM

Sr. No.	Description	Rate (British System)			Rate (Metric System)			Spec. No.	Remarks
		Unit	Labour	Composite	Unit	Labour	Composite		
<u>Stone Work</u>									
1	Dismantling dry stone masonry.	100Cft.	309.65		cu.m	109.35		18.1	
2	Dismantling stone masonry in mud mortar.	100Cft.	455.40		cu.m	160.85		ditto	
3	Dismantling stone masonry in lime or cement mortar.	100Cft.	1,092.95		cu.m	386.05		ditto	Add extra 13%, 32% and 51% on labour rates only for 2nd, 3rd, 4th and subsequent floors respectively.
4	a) Dismantling dry stone or spawl pitching.	100Cft.	546.50		cu.m	193.00		ditto	
	b) Dismantling stone or spawl pitching (mud grouted).	100Cft.	692.20		cu.m	244.50		ditto	
5	Dismantling stone or spawl pitching and apron in silted condition.	100Cft.	910.80		cu.m	321.70		ditto	
6	Dismantling stone pitching, cement or lime grouted.	100Cft.	1,457.30		cu.m	514.70		ditto	
7	Dismantling stone in crates:								
	a) wooden crates	100Cft.	728.65		cu.m	257.35			
	b) wire crates	ditto	910.80		ditto	321.70			
8	Dismantling stone ware drain including base concrete.	100Cft.	510.05		cu.m	180.15		ditto	
<u>Brick Work</u>									
9	Dismantling mud/pise walling.	100Cft.	182.15		cu.m	64.35		18.1	
10	Dismantling sun dried brick masonry.	100Cft.	455.40		cu.m	160.85		ditto	
11	Dismantling dry brick masonry.	100Cft.	309.65		cu.m	109.35		ditto	
12	Dismantling brick work in mud mortar.	100Cft.	637.55		cu.m	225.20		18.1	Add extra 13%, 32% and 51% on labour rates only for 2nd, 3rd, 4th and subsequent floors respectively against item No. 12, 13, 14 & 15.
13	Dismantling brick work in lime or cement mortar.	100Cft.	1,548.35		cu.m	546.90		ditto	

MRS, BI-ANNUAL PERIOD (1st AUGUST, 2012 TO 31st JANUARY, 2013) DISTRICT JHELUM

Sr. No.	Description	Rate (British System)			Rate (Metric System)			Spec. No.	Remarks
		Unit	Labour	Composite	Unit	Labour	Composite		
14	Dismantling cement block masonry.	100Cft.	1,366.20		cu.m	482.55		ditto	
15	Dismantling Dhajji walling.	100Cft.	364.30		cu.m	128.65		ditto	
	<u>Concrete</u>								
16	Dismantling mud concrete.	100Cft.	728.65		cu.m	257.35		ditto	
17	Dismantling lime concrete.	100Cft.	1,001.90		cu.m	353.85			Add extra 13%, 32% and 51% on labour rates only for 2nd, 3rd, 4th and subsequent floors respectively against item No. 17, 19 & 20.
18	Dismantling lime or cement concrete, under water.	100Cft.	3,825.35		cu.m	1351.10			
19	a) Dismantling cement concrete plain 1:4:8.	100Cft.	2,003.75		cu.m	707.75		ditto	
	b) Dismantling cement concrete plain 1:3:6.	ditto	3,278.90		ditto	1158.10			
	c) Dismantling cement concrete 1:2:4 plain.	ditto	4,007.50		ditto	1415.45			
	d) Dismantling cement concrete with brick aggregate.	ditto	1,092.95		ditto	386.05			
	e) Dismantling D.P.C. of cement concrete 1½" thick (40 mm) and clearing the site.	ditto	546.50		ditto	193.00			
20	Dismantling cement concrete reinforced, separating reinforcement from concrete, cleaning and straightening the same.	100Cft.	6,557.75		cu.m	2316.20		ditto	
	<u>Roofing</u>								
21	Dismantling sirki sarkanda or thatched roofing, supported on battens or ballies.	100Sft.	218.60		sq.m	23.50		18.1	
22	a) Dismantling 1st class tile roofing.	100Sft.	546.50		sq.m	58.80			Add extra 13%, 32 and 51% on labour rate only for 2nd, 3rd, 4th and subsequent floors respectively against items No. 22, 25, 26 and 28.
	b) Dismantling 2nd class tile roofing.	100Sft.	455.40		sq.m	49.00		ditto	
23	Dismantling from any height, asbestos sheets and ridge coping.	100Sft.	299.65		sq.m	32.25		18.1	
24	a) Dismantling roof of wooden planks and battens, from any height.	100Sft.	239.7		sq.m	25.8		ditto	
	b) Dismantling wooden ceiling above 20' (6.0 m) height	100Sft.	937.75		sq.m	100.90		ditto	

MRS, BI-ANNUAL PERIOD (1st AUGUST, 2012 TO 31st JANUARY, 2013) DISTRICT JHELUM

Sr. No.	Description	Rate (British System)			Rate (Metric System)			Spec. No.	Remarks
		Unit	Labour	Composite	Unit	Labour	Composite		
	in difficult position, including lifting with care and special scaffolding along live electric wires and with machines underneath.								
25	Dismantling jack arch roofing, including removal of joists.	100Sft.	728.65		sq.m	78.40		ditto	
26	Dismantling R.B. roof complete with mud and plaster, including separating reinforcement, cleaning and straightening the same.	100Sft.	910.80		sq.m	98.00		ditto	
27	a) Stripping and stacking slate or tiles from the truss roofing.	100Sft.	455.40		sq.m	49.00			
	b) Stripping and stacking C.I. sheet roof.	ditto	420.70		ditto	45.25			
	c) Extra for dismantling C.I. sheet roof above 20 ft. (6m) in difficult position, including lifting with special scaffolding along live electric wire with machine underneath.	ditto	561.00		ditto	60.35			
28	Dismantling slates or tiles including battens, purlins and planking.	100Sft.	728.65		sq.m	78.40		18.1	
	<u>Flooring</u>								
29	Dismantling brick or flagged flooring without concrete foundation.	100Sft.	309.65		sq.m	33.30		18.1	
30	Dismantling plank or wooden block flooring, etc.	100Sft.	455.40		sq.m	49.00		ditto	
31	Disjoining R.C.C. pipes inside the trench and dismantling and removing the pipes from the trench and stacking them outside:-								
	a) 6" to 12" (150 to 300 mm) diameter	Per Lft	12.00		Metre	39.35			
	b) 13" to 24" (325 to 600 mm) diameter	Per Lft	19.25		Metre	63.15			
	c) 25" to 36" (625 to 900 mm) diameter	ditto	22.55		ditto	73.95			
	d) Above 36" (Above 900 mm) diameter	ditto	32.10		ditto	105.30			
	<u>WOOD WORK</u>								
32	a) Removing door with chowkat.	Per No.	156.40		Per No.	156.40		18.1	
	b) Removing windows and sky lights with chowkat.	ditto	121.90		ditto	121.90			

MRS, BI-ANNUAL PERIOD (1st AUGUST, 2012 TO 31st JANUARY, 2013) DISTRICT JHELUM

Sr. No.	Description	Rate (British System)			Rate (Metric System)			Spec. No.	Remarks
		Unit	Labour	Composite	Unit	Labour	Composite		
33	Removing ventilators and wooden sunshade, etc.	Per No.	63.90		Per No.	63.90		ditto	
34	a) Dismantling wooden beams upto 12' (3.65m) length.	Per No.	113.85		Per No.	113.85		ditto	
	b) Dismantling wooden beams from 12.1' to 23' (3.65 to 7.0 m) length.	ditto	182.15		ditto	182.15			
35	a) Dismantling wooden partition Jaffry work etc.	100Sft.	214.05		sq.m	23.05		ditto	
	b) Dismantling wooden trusses.	100Kg	645.80		% Kg	645.80			
36	Dismantling wooden palisade fencing.	Per Lft.	17.40		Metre	57.05		ditto	
	<u>Iron work</u>								
37	Dismantling iron work of trusses, sheds, water tanks, etc. excluding cutting of rivets.	100Kg	640.90		% Kg	640.90		18.1	Add extra 13%, 32% and 51% on labour rates only for 2nd, 3rd, 4th and subsequent floors respectively against items No. 37 and 38.
38	Dismantling rolled steel beams or iron rails, etc.	100Kg	298.95		% Kg	298.95		ditto	
39	Dismantling iron latrine.	Per Unit/ 2 Seats	690.35		Per Unit/ 2 Seats	690.35		ditto	
40	Dismantling tees, bends or sluice valves upto 12" (300 mm) bore.	Each per inch bore	14.50		Each per cm bore	5.80		ditto	
41	a) Dismantling B.G. water column.	Each	4,524.30		Each	4524.30		ditto	
	b) Dismantling M.G. or N.G. water column.	Each	3,011.25		Each	3011.25		ditto	
42	Dismantling all type of wire fencing, including rolling wire into bundles and collecting material.	100Lft.	309.65		Metre	10.15		18.1	
	<u>Miscellaneous</u>								
43	Dismantling wire netting of tennis courts and frame work.	100Sft.	145.75		sq.m	15.70		18.1	
44	Dismantling cloth ceiling and supporting timber.	100Sft.	273.25		sq.m	29.40		ditto	
45	Dismantling and removing road metalling.	100Cft.	728.65		cu.m	257.35		ditto	
46	Dismantling and removing road pavement, etc., including screening and stacking of byproducts upto one chain lead	100Cft.	972.75		cu.m	343.60		ditto	

MRS, BI-ANNUAL PERIOD (1st AUGUST, 2012 TO 31st JANUARY, 2013) DISTRICT JHELUM

Sr. No.	Description	Rate (British System)			Rate (Metric System)			Spec. No.	Remarks
		Unit	Labour	Composite	Unit	Labour	Composite		
	(30 metre).								
47	Removing mud plaster from walls.	100Sft.	75.90		sq.m	8.15		ditto	Add extra 13%, 32% and 51% on labour rates only for 2nd, 3rd, 4th and subsequent floors against item No. 47, 48, 49, & 50 respectively
48	Removing cement or lime plaster.	100Sft.	151.80		sq.m	16.35		ditto	
49	Scraping:-							18.1	
	a) White wash or colour wash.	100Sft.	91.10		sq.m	9.80			
	b) Ordinary distemper, oil bound distemper, or paint of wall.	ditto	273.25		ditto	29.40			
50	Dismantling glazed or encaustic tiles, etc.	100Sft.	834.25		sq.m	89.75		18.1	
51	Scraping boulders.	100Cft.	1,275.10		cu.m	450.35		18.1	
52	Cleaning lime or cement mortar of old stones to be used in masonry.	100Cft.	637.55		cu.m	225.20		18.1	
	<u>Electric Wiring</u>								
53	Dismantling light, fan and call bell point including casing and capping/strip open type, and making good damaged surface (building portion).	Per point	27.15	27.55	Per point	27.15		27.55	
54	Dismantling plug point and making good damaged surface (building portion).	Per point	23.30	23.60	Per point	23.30		23.60	
55	Dismantling G.I./M.S. conduit/G.I. flexible/PVC pipes or conduit wiring, etc. of all sizes including making good damaged surface (building portion):-								
	i) on surface	Per foot	4.95	5.05	P.Mtr	16.25		16.55	
	ii) recessed in wall	Per foot	10.60	10.70	P.Mtr	34.75		35.10	

5. MORTAR

MRS, BI-ANNUAL PERIOD (1st AUGUST, 2012 TO 31st JANUARY, 2013) DISTRICT JHELUM

S. No.	Ratio of Mortar	Dry Material Required for 100 Cft. Wet (Ready) Mortar			Dry Material Required for One Cum Wet (Ready) Mortar		
		Cement (50 Kg) Bag	Lime Putty Cft.	Sand Cft.	Cement (50 Kg.) Bag.	Lime Putty Cum	Sand Cum.
1	2	3	4	5	6	7	8
1	Cement : Sand						
	1 : 2	33.48		82	11.83		0.82
	1 : 3	23.11		85	8.16		0.85
	1 : 4	18.37		90	6.49		0.90
	1 : 5	14.70		90	5.19		0.90
	1 : 6	13.61		100	4.81		1.00
	1 : 7	11.68		100	4.12		1.00
	1 : 8	10.21		100	3.61		1.00
2	Cement : Lime : Sand						
	1 : 1 : 6	12.25	15.0	90	4.33	0.15	0.90
	1 : 1 : 7	10.70	13.1	92	3.78	0.13	0.92
	1 : 1 : 8	9.39	11.5	92	3.32	0.12	0.92
	1 : 1 : 9	8.52	10.44	94	3.00	0.10	0.94
	1 : 1 : 10	7.67	9.4	94	2.71	0.09	0.94
	1 : 2 : 8	9.19	22.5	90	3.25	0.23	0.90
	1 : 2 : 9	8.16	20.0	90	2.88	0.20	0.90
	1 : 2 : 10	7.67	18.8	94	2.71	0.19	0.94
	1 : 2 : 12	6.39	15.66	94	2.26	0.16	0.94
	1 : 3 : 12	6.26	23.0	92	2.21	0.23	0.92
	1 : 3 : 14	5.47	20.1	94	1.93	0.20	0.94
	1 : 3 : 16	4.82	17.7	94	1.70	0.18	0.94
	1 : ¼ : 3	23.11	7.0	85	8.16	0.07	0.85
	3	Lime : Sand					
1 : 2			43	86		0.43	0.86
1 : 3			31	93		0.31	0.93

5. MORTAR

MRS, BI-ANNUAL PERIOD (1st AUGUST, 2012 TO 31st JANUARY, 2013) DISTRICT JHELUM

S. No.	Ratio of Mortar	Dry Material Required for 100 Cft. Wet (Ready) Mortar					Dry Material Required for one M ³ Wet (Ready) Mortar					
		Clay	Lime (Putty)	Sand	Surkhi	Cinder	Clay	Lime (Putty)	Sand	Surkhi	Cinder	
		Cft.	Cft.	Cft.	Cft.	Cft.	M ³	M ³	M ³	M ³	M ³	
1	2	3	4	5	6	7	3	4	5	6	7	
4	Mud	135					1.35					
5	Lime : Surkhi											
	2 : 3		49.00	-	73.5		-	0.49	-	0.74	-	
	1 : 2		40.75	-	81.5		-	0.41	-	0.82	-	
	1 : 3		30.30	-	91.0		-	0.30	-	0.91	-	
6	Lime : Sand : Surkhi											
	1 : 1 : 1		40.50	40.5	40.5		-	0.41	0.41	0.41		
7	Lime : Cinder											
	1 : 1		57.0	-	57.0		-	0.57	-	-	0.57	

Wet material required for 100 Cft. masonry (including wastage):

Wet material required for 1M³ (35.32 Cft) masonry (including wastage) :

1 Brick Masonry :

a) Mud Mortar	35.00 Cft	0.35 M ³
b) Cement, Sand	25.00 Cft	0.25 M ³
c) Cement, Lime (Putty) Sand	25.00 Cft	0.25 M ³
d) Lime (Putty) Sand	25.00 Cft	0.25 M ³

2 Stone Masonry :

a) Random rubble, uncoursed		
i) Foundation and Plinth	45.00 Cft	0.45 M ³
ii) Superstructure	40.00 Cft	0.40 M ³
iii) Coursed	35.00 Cft	0.35 M ³
b) Ashlar Block in course or Scabbed masonry	30.00 Cft	0.30 M ³
c) Ashlar fine masonry	20.00 Cft	0.20 M ³

- Notes :**
- (1) Cement 1 Cft. = 40.8233 Kg
 - (2) Unslaked lime 1.7 Cft. = 37.3242 Kg
 - (3) Slaked lime 2.5 Cft. = 37.3242 Kg
 - (4) Quick lime 40 Kg Will yield 2.6 Cft. lime putty.

6. CONCRETE

Notes 1 Notes (1) Rates for all finished works include the removal of surplus debris, unused material and by products.

2 If concrete mixer or high frequency vibrator, etc. is supplied by the Government, all charges including depreciation will be recovered from the contractor.

MRS, BI-ANNUAL PERIOD (1st AUGUST, 2012 TO 31st JANUARY, 2013) DISTRICT JHELM

Sr. No.	Description	Rate (British System)			Rate (Metric System)			Spec. No.	Remarks
		Unit	Labour	Composite	Unit	Labour	Composite		
1	Mud concrete in foundation including watering and ramming, using brick or stone ballast 1½" (40 mm) gauge.	100Cft	2013.45	3693.45	cu.m	711.15	1304.55	20.1	The stone ballast, crushed bajri, round shingle from nallah, or brick ballast may be used according to their comparative cheaper rates in various areas of the Province.
2	Dry rammed brick or stone ballast, 1½" to 2" (40 mm to 50 mm) gauge.	100Cft	1366.20	2884.20	cu.m	482.55	1018.70		
3	Cement concrete brick or stone ballast 1½" to 2" (40 mm to 50 mm) gauge, in foundation and plinth:-							20.1	-do-
	(a) Ratio 1: 3: 6	100Cft	2654.85	11215.65	cu.m	937.70	3961.35		
	(b) Ratio 1: 4: 8	ditto	2654.85	9532.30	"	937.70	3366.80		
	(c) Ratio 1:5:10	ditto	2654.85	8638.75	"	937.70	3051.20		
	(d) Ratio 1: 6:12	ditto	2654.85	7964.85	"	937.70	2813.20		
	(e) Ratio 1: 6: 18	ditto	2654.85	7236.45	"	937.70	2555.90		
	(f) Ratio 1: 7:20	ditto	2654.85	6915.80	"	937.70	2442.65		
4	Extra on item No. 3 above, for sedimentation tank or filter beds of Public Health Engineering Works:								
	(a) in bed	100Cft	854.05	-	cu.m	301.65	-		The stone ballast, crushed bajri, round shingle from nallah, or brick ballast may be used according to their comparative cheaper rates in various areas of the Province.
	(b) on slope	ditto	1271.15	-	"	448.95	-		
5	Cement concrete plain including placing,							20.1	

MRS, BI-ANNUAL PERIOD (1st AUGUST, 2012 TO 31st JANUARY, 2013) DISTRICT JHELUM

Sr. No.	Description	Rate (British System)			Rate (Metric System)			Spec. No.	Remarks
		Unit	Labour	Composite	Unit	Labour	Composite		
	compacting, finishing and curing complete (including screening and washing of stone aggregate):								
	(a) Ratio 1: 1:2	100Cft	3597.00	23202.60	cu.m	1270.45	8195.15		
	(b) Ratio 1: 1½: 1½	ditto	3597.00	22710.60	"	1270.45	8021.40		
	(c) Ratio 1: 1½: 3	ditto	3597.00	18789.00	"	1270.45	6636.30		
	(d) Ratio 1: 2: 3	ditto	3597.00	17915.40	"	1270.45	6327.70		
	(e) Ratio 1: 3: 3	ditto	3597.00	15888.85	"	1270.45	5611.95		
	(f) Ratio 1: 2: 4	100Cft	3597.00	16416.85	cu.m	1270.45	5798.45		
	(g) Ratio 1: 2: 6	ditto	3597.00	14779.10	"	1270.45	5220.00		
	(h) Ratio 1: 3: 6	ditto	3597.00	14200.20	"	1270.45	5015.50		
	(i) Ratio 1: 4: 8	ditto	3597.00	12605.65	"	1270.45	4452.30		
6	Providing and laying reinforced cement concrete (including prestressed concrete), using coarse sand and screened graded and washed aggregate, in required shape and design, including forms, moulds, shuttering, lifting, compacting, curing, rendering and finishing exposed surface, complete (but excluding the cost of steel reinforcement, its fabrication and placing in position, etc.):-							20.4	1) The rate includes rendering floor surface smooth, and the plastering done for making up all surfaces after removing centring. 2) Plastering done under soffit of R.C.C. roof slab meant for human habitation buildings shall be paid extra. 3) This item shall not be applicable to factory made units. 4) Composite rate shall be reduced by Rs: 5/50- P.Cft & Rs:12/- P.Cft if chenab sand and local sand respectively is used.
	(a) (i) Reinforced cement concrete in roof slab, beams, columns lintels, girders and other structural members laid in situ or precast laid in position, or prestressed members cast in situ, complete in all respects:-								
	(1) Type A (nominal mix 1:1:2)	Per Cft	82.55	324.45	cu.m	2915.65	11459.55		
	(2) Type B (nominal mix 1: 1½: 3)	ditto	82.55	280.55	"	2915.65	9909.05		
	(3) (c) Type C (nominal mix 1: 2: 4)	ditto	82.55	257.05	"	2915.65	9079.00		
	(a)(ii) Reinforced cement concrete in slab of rafts / strip foundation, base slab of column and retaining walls; etc and other structural members other than those mentioned in								

MRS, BI-ANNUAL PERIOD (1st AUGUST, 2012 TO 31st JANUARY, 2013) DISTRICT JHELUM

Sr. No.	Description	Rate (British System)			Rate (Metric System)			Spec. No.	Remarks
		Unit	Labour	Composite	Unit	Labour	Composite		
	5(a) (i) above not requiring form work (i.e. horizontal shuttering) complete in all respects:-								
	(1) Type A (nominal mix 1: 1: 2)	Per Cft	48.30	260.50	cu.m	1705.95	9200.85		
	(2) Type B (nominal mix 1: 1½: 3)	ditto	48.30	211.95	"	1705.95	7486.05		
	(3) Type C (nominal mix 1: 2: 4)	ditto	48.30	188.35	"	1705.95	6652.50		
	(b) Precast reinforced cement concrete and prestressed reinforced cement concrete in columns, beams, lintels, stair cases, shelves, etc.								
	(1) Type A (nominal mix 1: 1: 2)	Per Cft	62.05	292.45	cu.m	2191.60	10329.35		
	(2) Type B (nominal mix 1:1½: 3)	ditto	62.05	248.30	"	2191.60	8769.95		
	(3) Type C (nominal mix 1: 2: 4)	ditto	62.05	225.00	"	2191.60	7947.00		
	(c) Erecting and fixing in position, precast cement concrete or stone slab in roofs or lintels, etc. lift unto 20 ft., (6m) including all charges.	Per Cft	28.65	42.20	cu.m	1011.90	1490.50		
	(d) Add extra labour for R.C. concrete in 2nd and subsequent storeys.	Per Cft	13.65	--	cu.m	482.10	-		
7	Providing and casting in situ bored reinforced concrete piles with type C concrete (nominal mix 1: 2: 4) , using 10% extra cement in dry mix, and course sand, including all labour and material (except the cost of steel reinforcement and its labour for bending and laying in position, etc. which will be paid separately, including, screening & washing of shingle and curing:-							*851-1 to 851-10	Composite rate shall be reduced by Rs: 5/50 P.Cft & Rs:12/- P.Cft if chenab sand and local sand respectively is used.
	i) 18 " (450 mm) dia pile	Per Rft	681.50	943.55	Metre	2235.30	3094.85		
	ii) 20" (500 mm) dia pile	Per Rft	765.60	1088.85	Metre	2511.15	3571.45		
	iii) 22" (550 mm) dia pile	Per Rft	900.45	1277.65	Metre	2953.5	4190.7		
	iv) 24" (600 mm) dia pile	Per Rft	1059.60	1525.35	Metre	3475.50	5003.2		
8	Fabrication of mild steel reinforcement bar cage for R.C.C. bored piles, including cutting, bending, laying in position,							*851-5	The rate includes wastage, overlaps, etc. but does not apply to the laps and

MRS, BI-ANNUAL PERIOD (1st AUGUST, 2012 TO 31st JANUARY, 2013) DISTRICT JHELUM

Sr. No.	Description	Rate (British System)			Rate (Metric System)			Spec. No.	Remarks
		Unit	Labour	Composite	Unit	Labour	Composite		
	welding and fastening, including cost of binding wire and labour charges for binding of steel reinforcement (also includes removal of rust from the bars):-								spiral reinforcement which are specifically shown in the structural / working drawings of piles as per lapping requirements of design.
	(a) plain bars	Per Cwt.	976.80	4389.10	100 kg	1922.85	8639.95		
	(b) deformed bars	ditto	976.80	5946.55	"	1922.85	11705.80		
9	Fabrication of mild steel reinforcement for cement concrete, including cutting, bending, laying in position, making joints and fastenings, including cost of binding wire and labour charges for binding of steel reinforcement (also includes removal of rust from bars):-							*851.5	The rate includes wastage, overlaps and chairs, etc.
	(a) Plain bars	Per Cwt.	260.70	3847.55	100 kg	513.20	7573.90		
	(b) Deformed bars (Grade-40)	ditto	260.70	5530.55	ditto	513.20	10886.90		
	(c) Deformed bars (Grade-60)	ditto	260.70	5827.55	ditto	513.20	11471.60		
10	Precast cement concrete solid or face blocks (1:2:4), including cost of templates.	Per Cft	32.95	157.25	cu.m	1163.80	5554.05	20.2	
11	Precast cement concrete hollow blocks (1: 2: 4) , including cost of templates and constructing walls thereof.	Per Cft	72.75	154.60	cu.m	2569.55	5460.45	20.2	
12	Providing and fixing ornamental cement jali 2" (50 mm) thick (1: 2: 4), without steel.	Per Sft	20.85	41.80	sq.m	224.35	449.75	20.1 to 20.4	
13	Extra labour for laying concrete plain or reinforced:								
	(a) above 20' (6 m) upto 40'(12 m) height	100Cft	1457.30	-	cu.m	514.70	-		
	(b) for every additional 10'(3 m) height.	100Cft	910.80	-	cu.m	321.70	-		
14	Extra labour for work of weirs, rail or road bridges, syphons, and concreting in superstructure	100Cft	364.30	-	cu.m	128.65	-		

MRS, BI-ANNUAL PERIOD (1st AUGUST, 2012 TO 31st JANUARY, 2013) DISTRICT JHELUM

Sr. No.	Description	Rate (British System)			Rate (Metric System)			Spec. No.	Remarks
		Unit	Labour	Composite	Unit	Labour	Composite		
15	Making reinforced cement concrete spout, including fixing in position (2½' x 6" x5") (760 mmx150 mm x 125 mm)	Each	260.70	398.00	Each	260.70	398.00	20.4	
16	Making holes upto 3"(75 mm) dia 18"(450 mm) depth in cement concrete or stone masonry walls and repairing.	Per hole	625.70	-	Each	625.70	-	20.1	
17	Extra labour for skipping concrete in wells.	100Cft	2213.20	-	cu.m	781.70	-	20.1	
18	Nicking concrete surface:								
	(a) Cement concrete surface	100Sft	234.95	-	sq.m	25.30	-		
	(b) Lime concrete surface	ditto	77.55	-	"	8.35	-		
19	Preparing, watering and ramming surface for laying concrete (for Headworks only):-								
	(a) Horizontal floor	100Sft	222.65	-	sq.m	23.95	-		
	(b) Glacis and crest	ditto	326.05	-	"	35.10	-		
	(c) Inverted filters	ditto	104.30	-	"	11.20	-		
20	Fabrication of high tensile steel prestressing cables for prestressed (post tensioned) concrete, including assembling by drawing the H.T. wire through metal spacer plate, inserting in helix core and tapping or tying, sheathing in longitudinally welded metal corrugated sheath, positioning , anchorage with male and female set of anchorage cone, forming ducts for transverse cable, stressing cables with jack at both ends as per stressing schedule, maintaining stressing record and supply the same in the approved proforma to the Engineer-in-charge, making loop at blind end, including all materials required for it, grouting the cable ducts with cement, cutting projected ends and making good recesses, etc., complete in all respects.	100 Kg.	3134.70	30810.75	100 Kg.	3134.70	30810.75	*811-1 to 811-11	The rate includes wastage in cutting and breakage in stressing, etc.
21	Fabrication of High Tensile steel reinforcement for prestressed (pretension) concrete work, including inserting wire in moulds, providing M.S. shear bars, spacers and lift hooks, male and	100kg	1901.80	28576.00	%kg	1901.80	28576.00		1) The rate includes wastage in cutting and breakage in stressing,etc.

MRS, BI-ANNUAL PERIOD (1st AUGUST, 2012 TO 31st JANUARY, 2013) DISTRICT JHELUM

Sr. No.	Description	Rate (British System)			Rate (Metric System)			Spec. No.	Remarks
		Unit	Labour	Composite	Unit	Labour	Composite		
	female anchorage, tie down, struts, stressing cables, maintaining stress record and supply the same in approved proforma to the Engineer-in-charge, cutting wires and projecting ends and making good recesses, etc., complete in all respects.								2) Quantity of H. T. wire will form basis of payment. 3) This item shall not be applicable to factory made units.
22	Lifting, transporting and placing precast prestressed concrete Beam, Girder and other members (excluding battens) etc. in Position on the bridge to correct alignment and level, etc. complete							*811-1 to 811-11	
	i) Beam upto 50 ft. (15 m) length	100Cft		1259.70	cu.m		444.95		
	ii) Beam above 50 ft. (15m) upto 75 ft. (22.5m) length	100Cft		1830.71	cu.m		646.60		
	iii) Beam above 75ft. (22.5m) upto 100ft. (30m) length	100Cft		2368.20	cu.m		836.45		
	iv) Beam above 100ft. (30m) upto 150ft.(45m) length	100Cft		3039.10	cu.m		1073.40		
	v) Beam above 150ft. (45m) length	100Cft		3689.65	cu.m		1303.20		
23	Providing and laying foam concrete 3 inch (75 mm) thick, using cement sand in the ratio of 1:2 and aluminium powder at the rate of 0.2% of the cement, sand mix,	Per Sft.	19.55	51.15	sq.m.	210.35	550.35		
24	Providing and fixing 6 in(150 mm). wide curved sheet of required shape fixed on face of the construction joint with G.I. screw,1.5 in (40 mm) long to cover construction joints vertically:-								
	i) aluminium sheet 1/16 in(1.5 mm) thick	Per Rft.	10.70	85.40	Metre	35.10	280.10		
	ii) G.I. sheet, 18 SWG	Per Rft.	11.00	77.05	Metre	36.10	252.70		
25	Providing and fixing 1/8" (3 mm) thick 3" (75 mm) wide aluminium strip on horizontal and vertical expansion joints in walls, columns, ceilings and floors etc., including cost of clips/screws etc., complete in all respects:-								

MRS, BI-ANNUAL PERIOD (1st AUGUST, 2012 TO 31st JANUARY, 2013) DISTRICT JHELUM

Sr. No.	Description	Rate (British System)			Rate (Metric System)			Spec. No.	Remarks
		Unit	Labour	Composite	Unit	Labour	Composite		
	a) On interior surface (without mastic strip)	Per Rft.	9.80	84.45	Metre	32.15	277.00		
	b) On exterior surface (with mastic strip)	ditto	9.80	87.45	"	32.15	286.85		
26	Providing and fixing 1/16" (1.5 mm) thick copper flashing on expansion joints complete in all respects.	Per Sft.	10.45	95.60	Sq.m	112.45	1028.65		
27	Providing and fixing 6 in (150 mm). wide G.I. sheet 18SWG. stopper to expansion joint.	Per Rft.	3.65	66.25	Metre	11.95	217.30		
28	Providing embedding 10" (250 mm) wide ¼" (6 mm) thick rubber water stopper in expansion joints of R.C.C. roof slab complete in all respects.	Per Rft.	14.70	61.50	Metre	48.20	201.65		
29	Filling expansion joints with bitumen. sand & saw dust in ratio 1:2:2.	Per Rft per inch width	2.30	19.70	P.Metre/ Per 25 mm Width	7.55	64.60		
30	Filling expansion joints with bitumen.	Per Rft.	30.05	-	Metre	98.55	-		
31	Laying asphaltic mixture in expansion joints.	Per Rft.	31.90	-	Metre	104.65	-		Material to be paid on actuals.
32	Providing and fixing thermopore (foamed polythene) sheet in horizontal and vertical expansion joints:								
	a) 1" (25 mm) thick thermopore sheet	Per Sft.	4.15	9.10	Sq.m	44.65	97.90		
	b) 1½" (40 mm) thick thermopore sheet	ditto	4.15	13.30	"	44.65	143.10		
33	Providing and laying damp proof course of cement concrete 1:2: 4(using cement, sand and shingle), including bitumen coating :-								
	(a) with one coat bitumen and one coat polythene sheet 500gauge								

MRS, BI-ANNUAL PERIOD (1st AUGUST, 2012 TO 31st JANUARY, 2013) DISTRICT JHELUM

Sr. No.	Description	Rate (British System)			Rate (Metric System)			Spec. No.	Remarks
		Unit	Labour	Composite	Unit	Labour	Composite		
	i) 1½" thick (40 mm)	100Sft	938.75	3835.55	sq.m	101.00	412.70		
	ii) 2" thick (50 mm)	100Sft	938.75	4303.80	sq.m	101.00	463.10		
	iii) 3" thick (75 mm)	100Sft	977.90	5358.45	sq.m	105.20	576.55		
	(b) with 2 coats of bitumen:								
	i) 1½" thick (40 mm)	100Sft	938.75	4292.05	sq.m	101.00	461.85		
	ii) 2" thick (50 mm)	100Sft	938.75	4759.55	sq.m	101.00	512.15		
	iii) 3" thick (75 mm)	100Sft	977.90	5814.20	sq.m	105.20	625.60		
34	Providing and laying damp proof course with cement sand plaster and bitumen coating:-								
	(a) with one coat of bitumen and one coat of polythene sheet 500 gauge :-								
	i) Ratio 1: 4								
	a) ½" thick (13 mm)	100Sft	880.00	2516.10	sq.m	94.70	270.75		
	b) ¾" thick (20 mm)	100Sft	880.00	2751.05	sq.m	94.70	296.00		
	ii) Ratio 1:3								
	a) ½ " thick (13 mm)	100Sft	880.00	2591.05	sq.m	94.70	278.80		
	b) ¾ " thick (20mm)	100Sft	880.00	2839.55	sq.m	94.70	305.55		
	iii) Ratio 1:2								
	a) ½ " thick (13 mm)	100Sft	880.00	2676.75	sq.m	94.70	288.00		
	b) ¾ " thick (20 mm)	100Sft	880.00	3024.05	sq.m	94.70	325.40		
	(b) with 2 coats of bitumen:-								
	i) Ratio 1: 4								
	a) ½" thick (13 mm)	100Sft	880.00	2813.40	sq.m	94.70	302.70		

MRS, BI-ANNUAL PERIOD (1st AUGUST, 2012 TO 31st JANUARY, 2013) DISTRICT JHELUM

Sr. No.	Description	Rate (British System)			Rate (Metric System)			Spec. No.	Remarks
		Unit	Labour	Composite	Unit	Labour	Composite		
	b) ¾" thick (20 mm)	100Sft	880.00	3048.70	sq.m	94.70	328.05		
	ii) Ratio 1:3								
	a) ½ " thick (13 mm)	100Sft	880.00	2889.30	sq.m	94.70	310.90		
	b) ¾ " thick (20 mm)	100Sft	880.00	3137.80	sq.m	94.70	337.65		
	iii) Ratio 1:2								
	a) ½ " thick (13 mm)	100Sft	880.00	3076.30	sq.m	94.70	331.00		
	b) ¾ " thick (20 mm)	100Sft	880.00	3447.65	sq.m	94.70	370.95		
35	Providing and laying vertical damp proof course with cement sand plaster and bitumen coating:-								
	(a) with one coat of bitumen and one coat of polythene sheet 500 gauge:								
	i) Ratio 1: 4								
	a) ½" thick (13 mm)	100Sft	880.00	2414.30	sq.m	94.70	259.80		
	b) ¾" thick (20 mm)	100Sft	880.00	2649.70	sq.m	94.70	285.10		
	ii) Ratio 1:3								
	a) ½ " thick (13 mm)	100Sft	880.00	2489.75	sq.m	94.70	267.90		
	b) ¾ " thick (20 mm)	100Sft	880.00	2738.25	sq.m	94.70	294.65		
	iii) Ratio 1:2								
	a) ½ " thick (13 mm)	100Sft	880.00	2676.75	sq.m	94.70	288.00		
	b) ¾ " thick (20 mm)	100Sft	880.00	3048.05	sq.m	94.70	327.95		
	(b) with 2 coats of bitumen:-								
	i) Ratio 1: 4								
	a) ½" thick (13 mm)	100Sft	880.00	2813.35	sq.m	94.70	302.70		
	b) ¾" thick (20 mm)	100Sft	880.00	3048.70	sq.m	94.70	328.05		

MRS, BI-ANNUAL PERIOD (1st AUGUST, 2012 TO 31st JANUARY, 2013) DISTRICT JHELM

Sr. No.	Description	Rate (British System)			Rate (Metric System)			Spec. No.	Remarks
		Unit	Labour	Composite	Unit	Labour	Composite		
	ii) Ratio 1:3								
	a) ½ " thick (13 mm)	100Sft	880.00	2888.70	sq.m	94.70	310.80		
	b) ¾ " thick (20 mm)	100Sft	880.00	3137.20	sq.m	94.70	337.55		
	iii) Ratio 1:2								
	a) ½ " thick (13 mm)	100Sft	880.00	3075.85	sq.m	94.70	330.95		
	b) ¾ " thick (20 mm)	100Sft	880.00	3447.00	sq.m	94.70	370.90		
36	Grouting concrete between, the grooves of gates, including shuttering.	100Cft	4207.50	-	cu.m.	1486.10	-		
37	Chiesel dressing concrete surface on sides of grooves.	100Sft	129.25	-	sq.m	13.90	-		
38	Laying and ramming dry ballast or kankar.	100Cft	1480.05	-	cu.m	522.75	-		
39	Hoisting and placing in position R.C.C. shelves.	per No.	46.80	-	per No.	46.80	-		
40	Breaking brick ballast, screening and stacking:-								
	(a) 2"(50 mm) ring	100Cft.	1138.50	-	cu.m	402.10	-		
	(b) 1½ "(40 mm) ring	ditto	1275.10	-	"	450.35	-		
	(c) 1" (25 mm) ring	ditto	1480.05	-	"	522.75	-		
	(d) Jhama ballast ¾"(20 mm) ring	ditto	1707.75	-	"	603.20	-		
41	Supplying and fixing broken glasses on court yard walls, including 1:3: 6 cement concrete coping.	Per Rft	35.50	73.40	metre	116.45	240.75		
42	Crushing stone ballast by machine.	100Cft	1138.50	-	cu.m.	402.10	-	This does not include the charges for working of crushers, but includes manual labour for carriage of stone to crusher within three chains (90 m) and also stacking the product after crushing within three chains (90 m).	

MRS, BI-ANNUAL PERIOD (1st AUGUST, 2012 TO 31st JANUARY, 2013) DISTRICT JHELUM

Sr. No.	Description	Rate (British System)			Rate (Metric System)			Spec. No.	Remarks
		Unit	Labour	Composite	Unit	Labour	Composite		
43	Breaking stone ballast screened and stacked:-								
	(a) 2" ring (50 mm)	100Cft.	1275.10	-	cu.m.	450.35	-		
	(b) 1½ " ring (40 mm)	ditto	1480.05	-	"	522.75	-		
	(c) 1" ring (25 mm)	ditto	1707.75	-	"	603.20	-		
	d) ½ " ring (13 mm)	ditto	2277.00	-	"	804.25	-		
	(e)1/8" to ¼" ring (3 mm to 6 mm)	ditto	3870.90	-	"	1367.20	-		
44	Screening and stacking stone ballast shingle or bajri, etc.	100Cft.	364.30	-	cu.m.	128.65	-		
45	Washing ballast, bajri or shingle.	100Cft.	364.30	-	cu.m.	128.65	-		
46	Erecting and carting sun shades of precast R.C. concrete upto 5' x 2½' (1.50 m x 0.76 m)	Each	204.45	-	Each	204.45	-		

Specification numbers correspond to book of standard specification of Road and Bridge Construction, "1971"

Finance Department

7. BRICK WORK

- 1 Rates for all finished works include the removal of surplus debris, unused material and byproducts.
- 2 The rates apply to all sizes of bricks, including the modular bricks of size 8"x4"x4" (200x100x100 mm) nominal.

MRS, BI-ANNUAL PERIOD (1st AUGUST, 2012 TO 31st JANUARY, 2013) DISTRICT JHELUM

Sr. No.	Description	Rate (British System)			Rate (Metric System)			Spec. No.	Remarks
		Unit	Labour	Composite	Unit	Labour	Composite		
1	Pacca brick work in mud mortar in buildings:								
	i) in foundation and plinth	100Cft.	1847.65	11453.65	cu.m	652.60	4045.45	21.1	Masonry of boundary wall to be considered as masonry other than building.
	ii) in ground floor	ditto	2446.90	12052.90	ditto	864.25	4257.10	21.4	
									The composite rate is to be reduced by 7% and 14%, if 2nd or 3rd class bricks are used.
2	Add extra labour on item No. 1 for brick work in:-								
	i) first floor	100Cft.	481.80	--	cu.m	170.15	-		
	ii) second floor	ditto	1081.10	--	ditto	381.85	-		
	iii) third floor	ditto	1680.35	--	ditto	593.50	-		
	iv) fourth & subsequent floors	ditto	2696.75	--	ditto	952.50	-		
3	Pacca brick work in mud mortar other than building:-								
	i) upto 20 ft. (6.1 m) height	100Cft.	2519.10	12125.10	cu.m	889.75	4282.60	21.1 to 21.4	Same remarks as against item No. 1 above
	ii) extra labour for every 5 ft. (1.5 m) additional height, or part thereof.	ditto	481.80	--	ditto	170.15	-		
4	Pacca brick work in foundation and plinth in:-								
	i) Cement, sand mortar:-								ditto Same remarks as against item No. 1 above.
	Ratio 1:2	100Cft.	2430.25	16213.45	cu.m	858.30	5726.60		
	Ratio 1:3	ditto	2430.25	15206.65	ditto	858.30	5371.00		
	Ratio 1:4	ditto	2430.25	14602.55	ditto	858.30	5157.60		
	Ratio 1:5	ditto	2430.25	14199.85	ditto	858.30	5015.40		
	Ratio 1:6	ditto	2430.25	13897.20	ditto	858.30	4908.50		
	Ratio 1:7	ditto	2430.25	13699.45	ditto	858.30	4838.65		
	Ratio 1:8	ditto	2430.25	13525.20	ditto	858.30	4777.10		
	ii) lime, cement sand mortar:-							21.1	
	Ratio 1:1:6	100Cft.	2430.25	14203.10	cu.m	858.30	5016.55		
	Ratio 1:1:7	ditto	2430.25	13982.65	ditto	858.30	4938.65		
	Ratio 1:1:8	ditto	2430.25	13804.55	ditto	858.30	4875.75		
	Ratio 1:1:9	ditto	2430.25	13655.05	ditto	858.30	4822.95		
	Ratio 1:1:10	ditto	2430.25	13543.10	ditto	858.30	4783.40		

MRS, BI-ANNUAL PERIOD (1st AUGUST, 2012 TO 31st JANUARY, 2013) DISTRICT JHELUM

Sr. No.	Description	Rate (British System)			Rate (Metric System)			Spec. No.	Remarks
		Unit	Labour	Composite	Unit	Labour	Composite		
5	iii) lime, sand mortar 1:2	100Cft.	2430.25	13361.15	cu.m	858.30	4719.15	ditto	ditto
	Pacca brick work in ground floor:-							ditto	i) The composite rate is to be reduced by 7% and 14%, if 2nd or 3rd class bricks are used. ii) Masonry of boundary wall to be considered as masonry other than building. The rate of lime mortar also includes grinding of mortar.
	i) cement, sand mortar:-								
	Ratio 1:2	100Cft.	3211.65	16994.85	cu.m	1134.35	6002.60		
	Ratio 1:3	ditto	3211.65	15988.05	ditto	1134.35	5647.00		
	Ratio 1:4	ditto	3211.65	15384.00	ditto	1134.35	5433.65		
	Ratio 1:5	ditto	3211.65	14981.25	ditto	1134.35	5291.40		
	Ratio 1:6	ditto	3211.65	14678.65	ditto	1134.35	5184.50		
	Ratio 1:7	ditto	3211.65	14480.85	ditto	1134.35	5114.65		
	Ratio 1:8	ditto	3211.65	14305.45	ditto	1134.35	5052.70		
ii) lime, cement, sand mortar:-									
Ratio 1:1:6	100Cft.	3211.65	14984.55	cu.m	1134.35	5292.55			
Ratio 1:1:7	ditto	3211.65	14766.75	ditto	1134.35	5215.60			
Ratio 1:1:8	ditto	3211.65	14586.00	ditto	1134.35	5151.80			
Ratio 1:1:9	ditto	3211.65	14436.50	ditto	1134.35	5098.95			
Ratio 1:1:10	ditto	3211.65	14324.95	ditto	1134.35	5059.55			
iii) lime, sand mortar 1:2	100Cft.	3211.65	14142.60	cu.m	1134.35	4995.15		The rate of lime mortar also includes grinding of mortar.	
6	Add extra labour on item No. 5 for brickwork in:-								
	i) first floor	100Cft.	481.80	--	cu.m	170.15	-		
	ii) second floor	ditto	1081.10	--	ditto	381.85	-		
	iii) third floor	ditto	1680.35	--	ditto	593.50	-		
	iv) fourth & subsequent floors	ditto	2696.75	--	ditto	952.50	-		
7	Pacca brick work other than building upto 10ft. (3 m) height.							21.1 to 21.5	i) The composite rate is to be reduced by 7% and 14%, if 2nd or 3rd class bricks are used. ii) Workshops, godowns,, bins, house type godowns, reservoirs, filter beds, storage tanks, wells, screening chambers, collecting tanks, manholes etc. are to be treated as masonry other than buildings.
	i) cement, sand mortar:-								
	Ratio 1:2	100Cft.	2816.90	16600.10	cu.m	994.95	5863.15		
	Ratio 1:3	ditto	2816.90	15593.30	ditto	994.95	5507.55		
	Ratio 1:4	ditto	2816.90	14989.20	ditto	994.95	5294.20		
	Ratio 1:5	ditto	2816.90	14586.50	ditto	994.95	5151.95		
	Ratio 1:6	ditto	2816.90	14283.85	ditto	994.95	5045.05		
	Ratio 1:7	ditto	2816.90	14086.10	ditto	994.95	4975.20		
	Ratio 1:8	ditto	2816.90	13911.85	ditto	994.95	4913.65		

MRS, BI-ANNUAL PERIOD (1st AUGUST, 2012 TO 31st JANUARY, 2013) DISTRICT JHELUM

Sr. No.	Description	Rate (British System)			Rate (Metric System)			Spec. No.	Remarks
		Unit	Labour	Composite	Unit	Labour	Composite		
	ii) lime, cement, sand mortar:-								
	Ratio 1:1:6	100Cft.	2816.90	14589.75	cu.m	994.95	5153.10		The rate of lime mortar also includes grinding of mortar.
	Ratio 1:1:7	ditto	2816.90	14369.30	ditto	994.95	5075.25		
	Ratio 1:1:8	ditto	2816.90	14191.20	ditto	994.95	5012.35		
	Ratio 1:1:9	ditto	2816.90	14041.65	ditto	994.95	4959.50		
	Ratio 1:1:10	ditto	2816.90	13929.75	ditto	994.95	4920.00		
	iii) lime, sand mortar 1:2	100Cft.	2816.90	13747.80	cu.m	994.95	4855.70		ditto
8	Add extra labour on item No. 7, for every 10ft.(3 m) additional height, or part thereof.	100Cft.	481.80	--	cu.m	170.15	-		
9	Extra labour for arch work in brick masonry, including labour for centring and decentring.	100Cft.	887.05	--	cu.m	313.30	-	21.5	
10	Extra for pacca brick work in steining of wells or any other circular masonry.	100Cft.	587.40	1158.10	cu.m	207.45	409.05	21.1 to 21.4	The composite rate is to be reduced by 7% and 14%, if 2nd or 3rd class bricks are used.
11	Extra labour for profile and flared walls.	100Cft.	202.05	--	cu.m	71.35	-		
12	Extra labour for pacca brick work in piers and abutment:-								
	i) from 10ft. to 20ft. (3 m to 6 m) height	100Cft.	238.55	--	cu.m	84.25	-		
	ii) above 20 ft. (6 m) height.	100Cft.	481.80	--	cu.m	170.15	-		
13	Extra for face work (half brick thick) using special bricks instead of first class bricks.	100Cft.		3255.70	cu.m		1149.90		This item is to be executed only under the written permission of Superintending Engineer.
14	Reinforced brick work in lintel of openings, laid in 1:3 cement mortar, including all labour, material, forms, moulds, lifting & shuttering, etc, (but excluding cost and labour of steel reinforcement which shall be paid for separately).	Per Cft.	80.05	213.30	cu.m	2827.75	7533.75		
15	Extra for dressing or chamfering bricks for:-								
	a) special architectural bricks	100 Nos.	1533.65	-	% Nos.	1533.65	-		
	b) all other purposes	ditto	766.80	-	ditto	766.80	-		
16	Perforated pacca brick walling half brick thick, in ground floors:-							21.1 to 21.4	The composite rate is to be reduced by 7% and 14%, if 2nd or 3rd class bricks are used.
	i) mud mortar	100 Sft.	1221.65	3626.60	Sqm.	131.45	390.20		

MRS, BI-ANNUAL PERIOD (1st AUGUST, 2012 TO 31st JANUARY, 2013) DISTRICT JHELUM

Sr. No.	Description	Rate (British System)			Rate (Metric System)			Spec. No.	Remarks
		Unit	Labour	Composite	Unit	Labour	Composite		
	ii) cement, sand mortar:-								
	Ratio 1:2	100 Sft.	1609.50	5058.80	sq.m.	173.20	544.35		
	Ratio 1:3	ditto	1609.50	4806.80	ditto	173.20	517.20		
	Ratio 1:4	ditto	1609.50	4656.05	ditto	173.20	501.00		
	Ratio 1:5	ditto	1609.50	4555.40	ditto	173.20	490.15		
	Ratio 1:6	ditto	1609.50	4484.60	ditto	173.20	482.55		
	Ratio 1:7	ditto	1609.50	4429.75	ditto	173.20	476.65		
	Ratio 1:8	ditto	1609.50	4389.35	ditto	173.20	472.30		
	iii) lime, cement sand mortar							The rate of lime mortar also includes grinding of mortar.	
	Ratio 1:1:6	100Sft.	1609.50	4556.20	sq.m	173.20	490.25		
	Ratio 1:1:7	100Sft.	1609.50	4500.35	sq.m	173.20	484.25		
	Ratio 1:1:8	100Sft.	1609.50	4459.25	sq.m	173.20	479.80		
	Ratio 1:1:9	100Sft.	1609.50	4418.55	sq.m	173.20	475.45		
	Ratio 1:1:10	100Sft.	1609.50	4394.90	sq.m	173.20	472.90		
	iv) lime, sand mortar 1:2	100Sft.	1609.50	4343.35	sq.m	173.20	467.35	ditto	
17	Add extra labour on item No. 16 for pacca brick work in:-								
	i) first floor	100Sft.	243.25	-	sq.m	26.15	-		
	ii) second floor	ditto	538.20	-	ditto	57.90	-		
	iii) third floor	ditto	842.55	-	ditto	90.65	-		
	iv) fourth & subsequent floors	ditto	1298.65	-	ditto	139.75	-		
18	Perforated pacca brick walling one brick thick, in ground floor:							21.1 to 21.4	
	i) mud mortar	100Sft.	1718.65	6521.65	sq.m	184.95	701.75	The composite rate is to be reduced by 7% and 14%, if 2nd or 3rd class bricks are used.	
	ii) cement, sand mortar:-								
	Ratio 1:2	100 Sft.	2418.60	9310.20	sq.m	260.25	1001.80		
	Ratio 1:3	ditto	2418.60	8806.80	ditto	260.25	947.60		
	Ratio 1:4	ditto	2418.60	8504.75	ditto	260.25	915.10		
	Ratio 1:5	ditto	2418.60	8303.40	ditto	260.25	893.45		
	Ratio 1:6	ditto	2418.60	8161.85	ditto	260.25	878.20		
	Ratio 1:7	ditto	2418.60	8051.75	ditto	260.25	866.35		
	Ratio 1:8	ditto	2418.60	7966.15	ditto	260.25	857.15		
	iii) lime, cement, sand mortar:-							The rate of lime mortar also includes grinding of mortar	
	Ratio 1:1:6	100Sft.	2418.60	8305.05	sq.m	260.25	893.60		
	Ratio 1:1:7	ditto	2418.60	8192.20	ditto	260.25	881.50		
	Ratio 1:1:8	ditto	2418.60	8105.85	ditto	260.25	872.20		

MRS, BI-ANNUAL PERIOD (1st AUGUST, 2012 TO 31st JANUARY, 2013) DISTRICT JHELUM

Sr. No.	Description	Rate (British System)			Rate (Metric System)			Spec. No.	Remarks
		Unit	Labour	Composite	Unit	Labour	Composite		
	Ratio 1:1:9	ditto	2418.60	8031.05	ditto	260.25	864.15		
	Ratio 1:1:10	ditto	2418.60	7976.40	ditto	260.25	858.25		
	iv) lime, sand mortar 1:2	100Sft.	2418.60	7882.85	sq.m	260.25	848.20		ditto
19	Add extra labour on item No. 18 for perforated pacca brick work in:-								
	i) first floor	100Sft.	361.35	--	sq.m	127.65	-		
	ii) second floor	ditto	810.80	--	ditto	286.40	-		
	iii) third floor	ditto	1260.25	--	ditto	445.15	-		
	iv) fourth & subsequent floors	ditto	2022.55	--	ditto	714.40	-		
20	Fire brick masonry in fireclay mortar:-							21.1 to 21.2	
	i) upto 20 ft. (6.10 m) height including all charges.	Per Cft.	30.50	606.20	cu.m	1077.90	21411.20		
	ii) Extra for every 5 ft. (1.5 m) additional height, or part thereof.	100Cft.	481.80	--	ditto	170.15	-		A&C No.I dated 2.9.1998
21	First class brick walling laid in 1:3 cement sand mortar, reinforced with 1" (25 mm) wide 18 gauge hoop iron:-							21.19	
	i) 4½" (113 mm) thick walling with hoop iron, bonding 6" (150 mm) apart.	100Sft.	1360.25	7248.15	sq.m	146.35	779.90		
	ii) 4½" (113 mm) thick walling with hoop iron, bonding 12" (300 mm) apart.	100Sft.	1217.05	6663.85	sq.m	130.95	717.05		
	iii) 3" (75 mm) thick walling with hoop iron, bonding 6" (150 mm) apart.	ditto	1076.45	5405.30	ditto	115.85	581.60		
	iv) 3" (75 mm) thick walling with hoop iron, bonding 12" (300 mm) apart.	ditto	861.15	4700.10	ditto	92.65	505.75		
22	Ghilafi work (1½ brick thick wall)	100Cft.	2461.70	7875.95	cu.m	869.45	2781.80	21.18	
23	Dry brick pitching	100Cft.	1498.20	10894.20	cu.m	529.15	3847.85	21.1	
24	Sun dried bricks in mud mortar	100Cft.	2072.40	3294.90	cu.m	731.95	1163.75	21.16	
25	Pise wall (mud walling)	100Cft.	1100.90	--	cu.m	388.85	-	21.17	
26	Eave brick moulded, weathered and throated with back brick or drip course cornice, in 1:3 cement mortar:-							21.1 to 21.2	
	i) 3" (75 mm) thick drip course cornice	Rft.	15.50	44.75	Metre	50.85	146.80		correction vide A&C No.I dated 2.9.98
	ii) 4½" (113 mm) thick drip course cornice.	ditto	17.60	87.90	ditto	57.75	288.30		
	iii) 4½" (113 mm) thick eave brick with back brick.	ditto	12.00	101.95	ditto	39.35	334.40		

MRS, BI-ANNUAL PERIOD (1st AUGUST, 2012 TO 31st JANUARY, 2013) DISTRICT JHELUM

Sr. No.	Description	Rate (British System)			Rate (Metric System)			Spec. No.	Remarks
		Unit	Labour	Composite	Unit	Labour	Composite		
27	Laying dressed or moulded brick cornices in 1:6 cement mortar, plastering or painting complete:-							21.1 to 21.2	
	i) 1 brick	Rft.	17.60	30.80	Metre	57.75	101.00		
	ii) 2 bricks	ditto	25.95	66.20	ditto	85.10	217.15		
	iii) 3 bricks	ditto	34.65	102.10	ditto	113.65	334.90		
	iv) 4 bricks	ditto	43.55	140.20	ditto	142.85	459.85		
28	Cleaning bricks dismantled from kacha pacca masonry	1,000 Nos	637.55	--	1,000 Nos	637.55	-		
29	Scraping bricks dismantled from pacca masonry	1,000 Nos	1202.25	--	1,000 Nos	1202.25	-		
30	Supplying and filling sand under floor; or plugging in wells.	100Cft.	151.80	1351.80	cu.m	53.60	477.45		
31	Providing and laying 2" (50 mm) thick and 15" (375 mm) projected tile band, laid in 1:2 cement sand mortar, with hoop iron 1" (25 mm) wide 18 gauge flat iron sheet 9" apart.	Rft.	65.20	119.75	Metre	213.85	392.80		
32	First class brick tiles clad by laying tiles in stretcher course in cement sand mortar reinforced with 18 SWG hoop iron strips bonding placed at 2.0' (600 mm) apart horizontally, and at 1.0' (300 mm) interval vertically.								This item is to be executed only under the written permission of the Superintending Engineer.
	i) 1:3	100Sft.	1217.05	8014.15	sq.m	130.95	862.30		
	ii) 1:4	ditto	1217.05	7772.50	ditto	130.95	836.30		
33	Chamfering sides of head regulators and masonry walls to increase width.	Per Sft.	34.75	--	sq.m	373.90	-		
34	Replacing kallar eaten bricks	Each No.	27.15	33.00	Each	27.15	33.00		
35	Repairing corners of bridges and other hydraulic masonry works	Each No.	173.80	243.45	Each	173.80	243.45		
36	Extra labour for drains of bath rooms, etc.	Per Lft.	14.70	--	Metre	48.20			
37	Maroo corners	Each Corner	94.00	--	Each Corner	94.00			Payable in addition to brick work

8. STONE MASONRY

- 1 The composite rates do not include the carriage of stone or spawl which will be paid separately by road and/or rail whichever means of transport is adopted. The supply and carriage to site of work of all other materials is included in the composite rates.
- 2 The payment of carriage of stone or spawl will be made on the basis of the actual stack measurement (without any reduction factor) of the stone or spawl carried.
- 3 Where the stone or spawl is issued from stock and the contractor is paid for its carriage and/or labour only; or where the stone or spawl is supplied, carried or handled by the contractor in which no laying is required, the actual stack measurement (without any reduction factor) shall form the basis of the payment of supply or carriage of stone or spawl. The quantity of finished and completed item of work shall form the basis of laying.
- 4 Rates for all finished work include the removal of surplus debris, unused material and byproducts.

MRS, BI-ANNUAL PERIOD (1st AUGUST, 2012 TO 31st JANUARY, 2013) DISTRICT JHELUM

Sr. No.	Description	Rate (British System)			Rate (Metric System)			Spec. No.	Remarks
		Unit	Labour	Composite	Unit	Labour	Composite		
1	Random, rubble masonry (uncoursed), in foundation and plinth:							22.10, 22.11	
	a) dry masonry	100 Cft.	2541.00	3327.00	cu.m	897.50	1175.10		
	b) in mud mortar	100 Cft.	3177.90	4233.90	cu.m	1122.45	1495.40		
	c) in lime, sand mortar 1:2	100 Cft.	4857.60	7616.40	cu.m	1715.70	2690.10		
	d) in cement, sand mortar								
	i) ratio 1:3	100 Cft.	4857.60	10714.20	cu.m	1715.70	3784.25		
	ii) ratio 1:4	100 Cft.	4857.60	9808.10	cu.m	1715.70	3464.20		
	iii) ratio 1:6	100 Cft.	4857.60	8771.00	cu.m	1715.70	3097.90		
	iv) ratio 1:8	100 Cft.	4857.60	8197.20	cu.m	1715.70	2895.25		
2	Coursed rubble masonry hammer dressed, in foundation and plinth:							22.8	
	a) dry masonry	100 Cft.	3128.40	3914.40	cu.m	1104.95	1382.55		
	b) in mud mortar	100 Cft.	4402.20	5458.20	cu.m	1554.85	1927.85		
	c) in lime, sand mortar 1:2	100 Cft.	5413.65	7952.50	cu.m	1912.10	2808.80		
	d) in cement, sand mortar:								
	i) ratio 1:3	100 Cft.	5413.65	10994.85	cu.m	1912.10	3883.40		
	ii) ratio 1:4	100 Cft.	5413.65	10189.40	cu.m	1912.10	3598.90		
	iii) ratio 1:6	100 Cft.	5413.65	9267.15	cu.m	1912.10	3273.15		
	iv) ratio 1:8	100 Cft.	5413.65	8760.35	cu.m	1912.10	3094.15		
3	Random rubble masonry (uncoursed) in ground floor or 20 ft.(6 m) height, building/other than building.							22.10	
	a) dry masonry	100 Cft.	2834.70	3620.70	cu.m	1001.20	1278.85		
	b) in mud mortar	100 Cft.	3814.80	4870.80	cu.m	1347.40	1720.35		

MRS, BI-ANNUAL PERIOD (1st AUGUST, 2012 TO 31st JANUARY, 2013) DISTRICT JHELUM

Sr. No.	Description	Rate (British System)			Rate (Metric System)			Spec. No.	Remarks	
		Unit	Labour	Composite	Unit	Labour	Composite			
4	c) in lime, sand mortar 1:2	100 Cft.	5266.80	8025.60	cu.m	1860.25	2834.65	22.8		
	d) in cement, sand mortar:									
	i) ratio 1:3	100 Cft.	5266.80	11123.40	cu.m	1860.25	3928.80			
	ii) ratio 1:4	100 Cft.	5266.80	10217.30	cu.m	1860.25	3608.75			
	iii) ratio 1:6	100 Cft.	5266.80	9180.20	cu.m	1860.25	3242.45			
iv) ratio 1:8	100 Cft.	5266.80	8606.40	cu.m	1860.25	3039.80				
Coursed rubble masonry hammer dressed, in ground floor or 20 ft. (6 m) height, building/other than building.										
5	a) dry masonry	100 Cft.	3649.80	4435.80	cu.m	1289.10	1566.75		22.5 & 22.6	
	b) in mud mortar	100 Cft.	5445.00	6489.00	cu.m	1923.15	2291.90			
	c) in lime, sand mortar 1:2	100 Cft.	6081.90	8620.75	cu.m	2148.15	3044.85			
	d) in cement, sand mortar:									
	i) ratio 1:3	100 Cft.	6081.90	11663.10	cu.m	2148.15	4119.40			
	ii) ratio 1:4	100 Cft.	6081.90	10857.65	cu.m	2148.15	3834.90			
	iii) ratio 1:6	100 Cft.	6081.90	9935.40	cu.m	2148.15	3509.20			
	iv) ratio 1:8	100 Cft.	6081.90	9428.60	cu.m	2148.15	3330.20			
	Ashlar block in course or scabbled masonry (including dressing, etc..) in ground floor or 20 ft. (6 m) height, building/other than building.									
	6	a) in lime, sand mortar 1:2	100 Cft.	16044.60	18473.35	cu.m	5666.95	6524.80		22.3 (A) to (C) & 22.4
b) in cement, sand mortar:										
i) ratio 1:3		100 Cft.	16044.60	20538.80	cu.m	5666.95	7254.30			
ii) ratio 1:4		100 Cft.	16044.60	19934.70	cu.m	5666.95	7040.95			
iii) ratio 1:6		100 Cft.	16044.60	19250.10	cu.m	5666.95	6799.15			
Ashlar fine masonry (including dressing, etc.) in ground floor or 20 ft. 6 m) height, building/other than building.										
7	a) in lime, sand mortar 1:2	100 Cft.	29165.40	31371.25	cu.m	10301.20	11080.35			
	b) in cement, sand mortar:									
	i) ratio 1:3	100 Cft.	29165.40	32404.00	cu.m	10301.20	11445.10			
	ii) ratio 1:4	100 Cft.	29165.40	32101.50	cu.m	10301.20	11338.25			
	iii) ratio 1:6	100 Cft.	29165.40	31766.15	cu.m	10301.20	11219.80			
Extra labour on items 3, 4, 5 & 6 above for work in:-										
8	i) first floor	100 Cft.	679.80	-	cu.m	240.10	-			
	ii) second floor	100 Cft.	1511.15	-	cu.m	533.75	-			
	iii) third floor	100 Cft.	2360.70	-	cu.m	833.80	-			
	iv) fourth floor	100 Cft.	3731.90	-	cu.m	1318.10	-			
Extra labour on items 3,4,5 & 6 above for every 5 ft.(1.5 m) additional height, other than building, or part thereof.										

MRS, BI-ANNUAL PERIOD (1st AUGUST, 2012 TO 31st JANUARY, 2013) DISTRICT JHELUM

Sr. No.	Description	Rate (British System)			Rate (Metric System)			Spec. No.	Remarks
		Unit	Labour	Composite	Unit	Labour	Composite		
9	Extra labour for arch work in stone masonry, including centering and decentring, etc.	100 Cft.	1748.80	-	cu.m	617.70	-	22.12	
10	Extra labour for:-							22.7	
	a) coping and caps, etc.	100 Cft.	8458.55	-	cu.m	2987.55	-		
	b) cornice & string course	100 Rft.	8458.55	-	Rm.	277.45	-		
11	Dressing stones:-							22.2	
	a) hammer dressed	100 Sft.	3260.40	-	sq.m	350.80			i) This rate of dressing shall be paid only when the supply of undressed stone is made. ii) In case of masonry, dressing is already included and this rate shall not be added thereto. iii) Only dressed surface of stone shall be measured.
	b) rough tooled dressed	100 Sft.	6156.50	-	sq.m	662.45			
	c) chisel dressed	100 Sft.	7460.65	-	sq.m	802.75			
	d) fine dressed	100 Sft.	15449.30	-	sq.m	1662.35			
12	Dhajji walling 5"x5" (125 mmx125 mm) thick deodar framing with stone laid in 1:6 cement sand mortar, and 1:4 cement sand plaster on both sides.	100 Sft.	6436.40	11605.60	sq.m	692.55	1248.75	22.13	
13	Providing and fixing stone blocks from 2 Cft. (0.6 cu.m) to 6 Cft (0.17 cu.m). each including lift upto 20 ft. (6 m)	Per Cft.	282.05	309.45	cu.m	9962.00	10929.75		
14	Providing and fixing stone blocks, under 2 Cft. (06 cu.m) each including lift upto 20 ft. (6 m)	Per Cft.	160.85	191.25	cu.m	5681.20	6754.95		

9. ROOFING

Rates for all finished works include the removal of surplus debris unused material and byproducts.

MRS, BI-ANNUAL PERIOD (1st AUGUST, 2012 TO 31st JANUARY, 2013) DISTRICT JHELUM

Sr. No.	Description	Rate (British System)			Rate (Metric System)			Spec. No.	Remarks
		Unit	Labour	Composite	Unit	Labour	Composite		
1	First class tile roofing, consisting of 4" (100 mm) earth and 1" (25 mm) mud plaster with Gobri leeping over ½" (13 mm) thick cement plaster 1:6 with 34 lbs. per %Sft or 1.72 Kg/sq.m hot bitumen coating sand blinded, provided over 2 layers of tiles 12"x6"x1¼" (300x150x30 mm) laid in 1:6 cement mortar with ½" (13 mm) thick sand wiched layer of 1:6 cement mortar, including 1:2 cement pointing underside of tiles, complete, including curing, etc.	100Sft.	4363.15	9798.40	sq.m	469.50	1054.30	23.1	Add extra 13%, 32% & 51% on labour rates only or 6%, 15% & 23% on composite rates for 2nd, 3rd, 4th & sub- sequent floors, respectively.
2	Second class tile roofing consisting of 4" (100 mm) earth and 1" (25 mm) mud plaster with Gobri leeping over ½" (13 mm) thick cement plaster 1:6 with 34 lbs. per %Sft or 1.72 Kg/sq.m of hot bitumen coating sand blinded, provided over one layer of 12"x6"x2" (300x150x50 mm) tiles laid in 1:6 cement mortar, including 1:2 cement pointing underneath of tiles complete including curing, etc.	100Sft.	3366.00	7391.85	sq.m	362.20	795.35	23.2	ditto
3	Covering mud roof with coal tar, and fine sand.	100Sft.	184.35	1058.95	sq.m	19.85	113.95	23.1 to 23.2	ditto
4	Filling spaces in between:-								
	a) Wooden battens over beams, filled with deodar wood pieces (spacers).	100Sft. roof area	347.60	1925.25	sq.m	37.40	207.15		Add extra 13%, 32% & 51% on labour rates only or 6%, 15% & 23% on composite rates for 2nd, 3rd, 4th & sub- sequent floors, respectively.
	b) RCC battens, filled with CC block 1:3:6.	-ditto-	645.50	967.05		69.45	104.05		
	c) Spaces filled with bricks.	-ditto-	178.80	604.65		19.25	65.05		
5	Single layer of tiles 9"x4½"x1½" (225x113x40 mm) laid over 4"(100 mm) earth and 1" (25 mm) mud plaster without Bhoosa, grouted with cement sand 1:3 on top of RCC roof slab, provided with 34 lbs. per %Sft. or 1.72 Kg/Sq.m bitumen coating sand blinded.	100Sft.	1068.55	5722.05	sq.m	115.00	615.70	23.1	ditto
6	Jack arch roofing 4½" (113 mm) thick laid in 1:5 cement mortar, including an average depth of 4" (100 mm) cement concrete in haunches and over crown, with 3" (75 mm)							23.3 to 23.5	For steel part and its erection etc. items 10 & 14 under Chapter IRON WORK be referred.

MRS, BI-ANNUAL PERIOD (1st AUGUST, 2012 TO 31st JANUARY, 2013) DISTRICT JHELUM

Sr. No.	Description	Rate (British System)			Rate (Metric System)			Spec. No.	Remarks
		Unit	Labour	Composite	Unit	Labour	Composite		
	earth and 1" (25 mm) plaster, soffits of arches cement plaster 1:6 and ½" (13 mm) thick. The rate also includes bitumen coating, centring, laying skew bricks in cement mortar (1:3), and encasing exposed flanges of the joints with fine cement concrete 1:2:4 using stone aggregate:-								Add extra 13%, 32% & 51% on labour rates only or 6%, 15% & 23% on composite rates for 2nd, 3rd, 4th & sub-sequent floors, respectively.
	a) cement concrete in haunches 1:6:12.	100Sft.	4799.50	15004.00	sq.m	516.45	1614.45		
	b) cement concrete in haunches 1:3:6.	ditto	4799.50	16047.40	ditto	516.45	1726.70		
7	Jack arch roofing 4½" (113 mm) thick laid in 1:5 cement mortar, including an average depth of 4" (100 mm) cement concrete in haunches and over crown, with ½" (13 mm) cement plaster 1:6 on top (except earth filling mud plaster and gobi) soffit of arches cement plastered. The rate also includes bitumen coating, centring, laying skew bricks in cement sand mortar (1:3), and encasing exposed flanges of the joints with fine cement concrete 1:2:4 using stone aggregate:-							23.3 to 23.5	For steel part and its erection etc. items 10 & 14 under Chapter IRON WORK be referred. Add extra 13%, 32% & 51% on labour rates only or 6%, 15% & 23% on composite rates for 2nd, 3rd, 4th & sub-sequent floors, respectively.
	a) cement concrete in haunches 1:6:12.	100Sft.	3900.60	14516.75	sq.m	419.70	1562.00		
	b) cement concrete in haunches 1:3:6.	ditto	3900.60	14897.35	ditto	419.70	1602.95		
8	Extra for vaulted jack arch roofing.	100Sft.	939.85		sq.m	101.15	-		ditto
9	Jack arch roofing of shingle and cement concrete 1:3:6, 4½" (113 mm) thick at crown, with ½" (13 mm) cement plaster including cost of supplying, erecting and dismantling centring.	100Sft.	5441.70	12450.95	sq.m	585.55	1339.70	23.3 to 23.5	ditto
10	Earth filling over roof including watering, ramming with 1" (25 mm) mud plaster finished, with gobi leeping:							23.1 to 23.3	Add extra 13%, 32% & 51% on labour rates only or 6%, 15% & 23% on composite rates for 2nd, 3rd, 4th & sub-sequent floors, respectively.
	a) 3" (75 mm) thick earth filling and 1" (25 mm) mud plaster	100Sft.	465.05	762.30	sq.m	50.05	82.00		
	b) 4" (100 mm) thick earth filling and 1" (25mm) mud plaster	100Sft.	609.05	966.30	sq.m	65.55	103.95		
11	1/8" (3 mm) thick gobi leeping on roofs or floors.	100Sft.	65.45	79.35	sq.m	7.05	8.55	ditto	ditto
12	Two coats of bitumen laid hot using 34 lbs. per %Sft, or	100Sft.	364.30	2049.10	sq.m	39.20	220.50	23.1	

MRS, BI-ANNUAL PERIOD (1st AUGUST, 2012 TO 31st JANUARY, 2013) DISTRICT JHELUM

Sr. No.	Description	Rate (British System)			Rate (Metric System)			Spec. No.	Remarks
		Unit	Labour	Composite	Unit	Labour	Composite		
	1.72 Kg per square metre over roof and blinded with sand at one Cft. per %Sft. (0.003 cu.m per sq.m)								
13	Providing & Fixing corrugated galvanized iron sheets with G.I. bolts, nuts, limpet and bitumen washers, wind ties, complete in all respects without valleys and ridges:- a) 20 BWG b) 22 BWG c) 24 BWG	100Sft. 100Sft. 100Sft.	695.20 695.20 695.20	14392.55 12387.85 9995.50	sq.m sq.m sq.m	74.80 74.80 74.80	1548.65 1332.95 1075.50	23.7	Add extra 13%, 32% & 51% on labour rates only or 6%, 15% & 23% on composite rates for 2nd, 3rd, 4th & sub-sequent floors, respectively, on items 13 to 18.
14	Khassi parnalas in cement, sand mortar 1:2, 12" (300 mm) outside width finished smooth with a floating coat of neat cement.	Rft.	49.35	67.50	Metre	161.85	221.40	23.10	
15	Khuras on roof 2'x2'x6" (600 x 600 x 150 mm)	Each	185.35	340.60	Each	Each	340.60	23.10	
16	Bottom Khuras of brick masonry in cement mortar 1:6, 4'x2'x4½" (1200x600x113 mm) over 3" (75 mm) cement concrete 1:4:8.	Each	185.35	673.55	Each	185.35	673.55	23.10	
17	Plain galvanized iron sheets 22 SWG rain water down pipe including clamp and fixing in position. a) 4" (100 mm) diameter down pipe b) 5" (125 mm) diameter down pipe	Per Rft. Per Rft.	39.15 39.15	146.75 170.10	Metre Metre	128.40 128.40	481.35 557.95		
18	Plain galvanized iron sheet flashing, 22 gauge.	Per Sft.	39.15	119.00	sq.m	421.25	1280.45	23.11	
19	Providing and fixing 1/16" (1.5 mm) thick lead flashing over roof expansion joint complete in all respects.	Per Sft.	10.50	74.40	Sq.m	113.00	800.55		
20	Cast iron rain water downpipe fixed in position, excluding heads and shoes, but including painting and clamps, etc:- a) 4" dia (100 mm) cast iron down pipe. b) 3" (75 mm) cast iron down pipe.	Per Rft. Per Rft.	34.75 34.75	191.50 168.25	Metre Metre	114.00 114.00	628.10 551.85		Add extra 13%, 32% & 51% on labour rates only or 6%, 15% & 23% on composite rates for 2nd, 3rd, 4th & sub-sequent floors, respectively, on items 19 to 24
21	Rain water down pipe cast iron head fixed in place, including cost of clamp holdfast and painting.	Each	146.70	438.60	Each	146.70	438.60		
22	Shoes, bends or offsets for cast iron rain water down pipe,	Each	52.15	287.05	Each	52.15	287.05		

MRS, BI-ANNUAL PERIOD (1st AUGUST, 2012 TO 31st JANUARY, 2013) DISTRICT JHELUM

Sr. No.	Description	Rate (British System)			Rate (Metric System)			Spec. No.	Remarks
		Unit	Labour	Composite	Unit	Labour	Composite		
	including fixing and painting.								
23	Plain GI sheet iron spouts fixed in position, including painting.	Each	163.00	280.70	Each	163.00	280.70	23.10	
24	Laying ½" (13 mm) thick deodar ceiling complete, including sawing, planing and fixing.	100Sft.	3715.80	16079.65	sq.m	399.80	1730.15	26.1	
25	Flat sheet roof with galvanized iron plain sheets, including battens, rolls, screws, clips etc. (Planking to be paid for separately):-								
	a) 22 BWG sheets roofing	100Sft.	2209.00	14572.20	sq.m	237.70	1567.95	23.60	
	b) 24 BWG sheets roofing	100Sft.	2209.00	12997.60	sq.m	237.70	1398.55		
26	Asbestos cement corrugated sheet roofing including necessary overlaps, and GI hook bolts, nuts, screws, washers and bitumen washers, etc. (excluding valleys and ridges, etc).	100Sft.	1498.20	5242.20	sq.m	161.20	564.05	23.8	
27	Extra labour for erection of GI sheets, flat sheet or asbestos sheet roofing, above 20' (6.10 m) height in difficult position, including lifting with care and special scaffolding along live electric wires.	100Sft.	175.30	--	sq.m	18.85	-	23.6	
28	Fixing asbestos cement sheet ridges and valleys ¼" (6 mm) thick.	Per Rft.	17.90	66.05	Metre	58.70	216.65	23.8	
29	Plain galvanized iron sheet ridging, including fixture, timber for ridge roll and ridge sheeting:-							23.6	
	a) 6" (150 mm) lap and 18" (450 mm) overall, of 22 gauge G.I sheet ridging.	Per Rft.	48.90	349.75	Per Metre	160.40	1147.20		
	b) 9" (225 mm) lap and 24" (600 mm) overall, of 24 gauge G.I sheet ridging.	Per Rft.	62.55	344.60	Per Metre	205.15	1130.30		
	c) 12" (300 mm) lap and 30" (750 mm) overall, of 22 gauge G.I sheet ridging.	Per Rft.	62.55	412.00	Per Metre	205.15	1351.35		
30	Plain 22 gauge G.I sheet gutter semi circular 8" (200 mm) dia meter.	Per Rft.	31.30	151.35	Per Metre	102.65	496.45	23.11	
31	Making masonry ventilators in cement, sand mortar 1:4	Each	695.20	1141.90	Each	695.20	1141.90		

MRS, BI-ANNUAL PERIOD (1st AUGUST, 2012 TO 31st JANUARY, 2013) DISTRICT JHELUM

Sr. No.	Description	Rate (British System)			Rate (Metric System)			Spec. No.	Remarks
		Unit	Labour	Composite	Unit	Labour	Composite		
32	Fixing water spouts or parnalas.	Each	208.55	--	Each	208.55	-	23.10	
33	Making drip course 2"x½" (50x13 mm) under RCC slab edges in outer opening, in cement, sand mortar 1:2.	Per Rft.	8.80	9.90	Metre	28.85	32.45		
34	Supplying and laying of twin G.I sheet 20 SWG duly painted with bitumen, with polythene film in between 300 gauge, to provide a sliding joint under the bearing of the beams, including 3" (75 mm) long, 3/8" (10 mm) dia bar to act as holdfast on wall and beam.	Per Sft.	25.50	332.05	sq.m	274.40	3572.85		
35	Providing and laying roof insulation, comprising of single layer of tiles 9"x4½"x1½" (225x113x40 mm) grouted with cement sand mortar 1:3 laid over 2" (50 mm) thick earth (including mud plaster) over thermopore sheet, over polythene sheet 300 gauge over a layer of bitumen, complete in all respects:-								
	i) Thermopore sheet ½ " (13 mm) thick	100Sft.	1648.35	6381.15	sq.m	177.35	686.60		
	ii) Thermopore sheet ¾ " (20 mm) thick	100Sft.	1648.35	6507.15	sq.m	177.35	700.15		
	iii) Thermopore sheet 1" (25 mm) thick	100Sft.	1651.30	6636.10	sq.m	177.70	714.05		
36	Providing and fixing AC rain water down pipe 4" (100 mm) dia, with shoe, T-bend, clamp, etc.	Rft.	10.45	228.85	Metre	34.30	750.65		
37	Making jharries in existing brick masonry for providing recesses for bearing of RCC roof slab, including repairing the damaged face:-								Rate will be increased by 1.5 time for stone masonry or plain; concrete; and 2 times for reinforced cement concrete.
	i) for slabs upto 6" (150 mm) thick	Rft.	11.75	13.35	Metre	38.55	43.80		
	ii) for slabs exceeding 6" to 12" (150 to 300 mm) thick.	Rft.	19.90	22.85	Metre	65.25	74.95		
38	Making recess in existing brick masonry for bearing of beam, girder, R.S. Joist, etc. including repairing damaged face:-								Rates will be increased by 1.5 times for stone masonry and plain cement concrete and two times for reinforced cement concrete.
	i) upto 1.0' (300 mm) height of girder or beam.	Each	48.95	54.30	Each	48.95	54.30		
	ii) for every 6" (150 mm) additional height or part thereof.	Each	23.50	26.05	Each	23.50	26.05		
39	Hoisting RS. Beams and wooden beams and placing in	Each	195.35	-	Each	195.35	-		

MRS, BI-ANNUAL PERIOD (1st AUGUST, 2012 TO 31st JANUARY, 2013) DISTRICT JHELUM

Sr. No.	Description	Rate (British System)			Rate (Metric System)			Spec. No.	Remarks
		Unit	Labour	Composite	Unit	Labour	Composite		
	position.								
40	Hoisting and placing in position sahl ballies, over roof.	Each	29.80	-	Each	29.80	-		
41	Hoisting precast R.C.C/prestressed concrete battens and placing in position.								
a)	5' to 6' (1.50 to 1.83 m) long	Each	27.90	-	Each	27.90	-		
b)	6' to 7' (1.83 to 2.13 m) long	Each	39.05	-	Each	39.05	-		
c)	7' to 8' (2.13 to 2.44 m) long	Each	48.85	-	Each	48.85	-		
d)	8' to 9' (2.44 to 2.74 m) long	Each	65.10	-	Each	65.10	-		
e)	above 9' (2.74 m) length	Each	78.15	-	Each	78.15	-		
42	Hoisting and placing in position R.C. trough:							Applicable only to roof trough (inverted tees & trough) for height of 1st storey only.	
a)	upto 10' (3 m) in length	Each	78.15	-	Each	78.15	-		
b)	10' to 11' (3 to 3.36 m) in length	ditto	97.70	-	ditto	97.70	-		
c)	11' to 12' (3.36 to 3.66 m) in length	ditto	130.25	-	ditto	130.25	-		
d)	12' to 13' (3.66 to 3.96 m) in length	ditto	150.30	-	ditto	150.30	-		
e)	13' to 14' (3.96 to 4.26 m) in length	ditto	162.80	-	ditto	162.80	-		
f)	14' to 15' (4.26 to 4.57 m) in length	ditto	177.60	-	ditto	177.60	-		
g)	15' to 16' (4.57 to 4.88 m) in length	ditto	195.35	-	ditto	195.35	-		
h)	16' to 17' (4.88 to 5.19 m) in length	ditto	217.05	-	ditto	217.05	-		
i)	17' to 18' (5.19 to 5.49 m) in length	ditto	279.10	-	ditto	279.10	-		
j)	18' to 19' (5.49 to 5.80 m) in length	ditto	300.55	-	ditto	300.55	-		
k)	19' to 20' (5.80 to 6.10 m) in length	ditto	325.60	-	ditto	325.60	-		
43	Hoisting and placing in position R.C. inverted battens:-								
i)	upto 10' (3.05 m) span	Each	60.25	-	Each	60.25	-		
ii)	from 10' to 12' (3.05 to 3.66 m) span	ditto	133.85	-	ditto	133.85	-		
iii)	from 12' to 13' (3.66 to 3.96 m) span	ditto	160.60	-	ditto	160.60	-		
iv)	from 13' to 14' (3.96 to 4.26 m) span	ditto	200.75	-	ditto	200.75	-		
v)	from 14' to 15' (4.26 to 4.57 m) span	ditto	219.00	-	ditto	219.00	-		
vi)	from 15' to 16' (4.57 to 4.88 m) span	ditto	240.90	-	ditto	240.90	-		
vii)	from 16' to 18' (4.88 to 5.49 m) span	ditto	301.15	-	ditto	301.15	-		
viii)	from 18' to 20' (5.49 to 6.10 m) span	ditto	481.80	-	ditto	481.80	-		
44	Reinforced cement concrete spout, including fixing in position, with top and bottom Khurras.	Each	278.10	513.90	Each	278.10	513.90		

10. FLOORING

Rates for all finished works include the removal of surplus debris, unused material and byproduct:

MRS, BI-ANNUAL PERIOD (1st AUGUST, 2012 TO 31st JANUARY, 2013) DISTRICT JHELUM

Sr. No.	Description	Rate (British System)			Rate (Metric System)			Spec. No.	Remarks
		Unit	Labour	Composite	Unit	Labour	Composite		
1	Laying Murum flooring, consisting of 1"(25 mm) layer of fine powdery or flakey variety of Murum, laid over 6"(150 mm) good hard layer of Murum spreaded over 9"(225 mm) thick sub-base comprising of hand packed rubble or broken bricks properly watered and rammed, provided over well rammed earth.	100 Sft.	1890.90	3147.80	sq.m	203.45	338.70		
2	Earth flooring, consisting of 6"(150 mm) thick consolidated layer of moistened earth, including ramming.	100 Sft.	644.35	944.35	sq.m	69.35	101.60	24.1	
3	Providing, laying, watering and ramming brick ballast 1½" to 2"(40 mm to 50 mm) gauge mixed with 25% sand, for floor foundation, complete in all respects.	100 Cft.	1457.95	3137.95	cum.	514.95	1108.30		
4	Mud flooring, consisting of 6"(150 mm) thick consolidated layer of moistened earth and finished off with 1"(25 mm) mud plaster and gobri leeping.	100 Sft.	1173.15	1624.40	sq.m	126.25	174.80	24.2	
5	Dry brick paving laid flat, sand grouted, including preparation of bed by watering, ramming and bringing the same to proper camber, by ½"(13 mm) thick mud plaster.	100 Sft.	617.75	3149.75	sq.m	66.45	338.90	24.12	
6	Dry brick on edge paving, sand grouted, including preparation of bed by watering, ramming & bringing the same to proper camber, by ½"(13 mm) thick mud plaster.	100 Sft.	1113.60	4875.60	sq.m	119.80	524.60	24.12	
7	Grouting 4½"(113 mm) dry brick work with cement mortar ratio 1: 5	100 Sft.	601.90	1018.80	sq.m	64.75	109.60		
8	Flat brick flooring laid in 1:6 cement mortar, over a bed of ¾" (20 mm) thick cement mortar, 1:6.	100 Sft.	1083.70	4313.65	sq.m	116.60	464.15	24.4	
9	Brick on edge flooring, laid in 1:6 cement mortar, over a bed of ¾" (20 mm) thick cement mortar 1:6.	100 Sft.	1,383.35	6,090.20	sq.m	148.85	655.30	24.4	
10	Brick tiles (12"x6"x2") (300x150x50mm) laid in 1:6 cement mortar, over a bed of ¾" (20 mm) thick cement mortar 1:6.	100 Sft.	1,354.65	3,331.30	sq.m	145.75	358.45	ditto	
11	Brick ties (9"x4½"x1½")(225 mm x 113 mm x 40 mm) laid	100 Sft.	1,501.50	4,639.25	sq.m	161.55	499.20	24.4	

MRS, BI-ANNUAL PERIOD (1st AUGUST, 2012 TO 31st JANUARY, 2013) DISTRICT JHELUM

Sr. No.	Description	Rate (British System)			Rate (Metric System)			Spec. No.	Remarks
		Unit	Labour	Composite	Unit	Labour	Composite		
	flat in 1:3 cement mortar, over a bed of 3/4"(20 mm) thick cement mortar 1:6.								
12	Cement tiles (8"x8"x3/4")(200 x 200 x 20 mm) laid flat in 1:2 cement mortar, over 3/4" (20 mm) thick bed of cement mortar 1:2.	100 Sft.	901.05	5,094.85	sq.m	96.95	548.20	24.7	
13	Cement concrete tiles laid in 1:2 cement mortar, over 3/4" (20 mm) thick bed of cement mortar 1:2:-							24.8	
	(a) 12"x12"x1" (300 x 300 x 25 mm)	100 Sft.	901.05	3,554.15	sq.m	96.95	382.45		
	(b) 9"x9"x3/4" (225 x 225 x 20 mm)	ditto	901.05	4,599.75	ditto	96.95	494.95		
	(c) 6"x6"x3/4" (150 x 150 x 20 mm)	ditto	901.05	6,478.90	ditto	96.95	697.15		
14	Coloured cement tiles (8"x8"x3/4")(200 x 200 x 20 mm) of approved dark shade laid flat in 1:2 cement mortar, over 3/4" (20 mm) bedding mortar of 1:2.	100 Sft.	901.05	5,123.65	sq.m	96.95	551.30	24.7	
15	Providing and laying topping of cement concrete 1:2:4, including surface finishing and dividing in panels:-							24.9	If glass or marble strips are used for panelling, it will be paid extra as per item No. 41 or 42.
	(a) 1"(25 mm) thick	100 Sft.	1,008.15	2,064.75	sq.m	108.50	222.15		
	(b) 1 1/4"(30 mm) thick	ditto	1,008.15	2,298.00	ditto	108.50	247.25		
	(c) 1 1/2"(40 mm) thick	ditto	1,258.95	2,782.10	ditto	135.45	299.35		
	(d) 1 3/4"(45 mm) thick	ditto	1,258.95	3,027.50	ditto	135.45	325.75		
	(e) 2"(50 mm) thick	ditto	1,509.75	3,565.70	ditto	162.45	383.65		
	(f) 2 1/4"(56 mm) thick	ditto	1,555.30	3,830.75	ditto	167.35	412.20		
	(g) 2 1/2"(62 mm) thick	ditto	1,760.55	4,196.25	ditto	189.45	451.50		
	(h) 2 3/4"(70 mm) thick	ditto	1,760.55	4,513.50	ditto	189.45	485.65		
	(i) 3"(75 mm) thick	ditto	1,760.55	4,784.95	ditto	189.45	514.85		
16	Providing and laying conglomerate flooring (two coat work) with top layer of 1/2"(13mm) thick wearing surface, consisting of one part of cement and 2 parts of stone chips passing 3/16"(6 mm) sieve, over bottom layer of cement concrete 1:3:6, including surface finishing and dividing in panels:-							24.10	If glass or marble strips are used for panelling, it will be paid extra as per item No. 41 or 42.
	(a) 1 1/2"(40 mm) thick	100 Sft.	1,491.25	2,956.00	sq.m	160.45	318.05		
	(b) 1 3/4"(45 mm) thick	ditto	1,491.25	3,108.95	ditto	160.45	334.50		
	(c) 2"(50 mm) thick	ditto	1,888.90	3,749.10	ditto	203.25	403.40		
17	Add extra in cement concrete floor topping, if finished with pigment and polishing.	100 Sft.	347.60	811.50	sq.m	37.40	87.30		

MRS, BI-ANNUAL PERIOD (1st AUGUST, 2012 TO 31st JANUARY, 2013) DISTRICT JHELUM

Sr. No.	Description	Rate (British System)			Rate (Metric System)			Spec. No.	Remarks
		Unit	Labour	Composite	Unit	Labour	Composite		
18	Extra labour for each storey above ground, for mosaic, conglomerate, tiles, stone and wooden floor.	100 Sft	273.25	-	sq.m	29.40	-		On items 19-25 & 29-34
19	Flag stone flooring in lime mortar 1:2, over ¾"(20 mm) bedding mortar, in platforms and floors, etc.							24.5	
	(a) 2"(50 mm) thick	100 Sft.	2,994.40	4,620.60	sq.m	322.20	497.20		
	(b) 3"(75 mm) thick	ditto	2,994.40	4,883.10	ditto	322.20	525.40		
20	Asphalt flooring , including preparation of proper base remelting, setting out, and finishing complete:-							24.10	
	(a) 1"(25 mm) thick topping	100 Sft.	1,204.50	15,352.40	sq.m	129.60	1651.90		
	(b) ½"(13 mm) thick topping	ditto	947.45	8,168.60	ditto	101.95	878.95		
	(c) ¼"(6 mm) thick topping	ditto	702.10	4,411.60	ditto	75.55	474.70		
21	1 ¾"(35 mm) thick mosaic flooring, consisting of 3/8"(10 mm) mosaic topping of one part of cement and marble powder in the ratio of 3:1 and two parts of marble chips, laid over 1"(25 mm) thick flooring of 1:2:4 cement concrete including rubbing and polishing complete :-								If glass or marble strips are used for panelling, it will be paid extra as per item No. 41 or 42.
	(a) using grey cement	100 Sft.	4,092.00	6,359.40	sq.m	440.30	684.25		
	(b) using white cement	ditto	4,092.00	6,639.15	ditto	440.30	714.35		
22	1½"(40 mm) thick mosaic flooring, consisting of ½ "(13 mm) mosaic topping of one part of cement and marble powder in the ratio of 3:1 and two parts of marble chips, laid over 1"(25 mm) thick floor of 1:2:4 cement concrete, including rubbing and polishing complete with finishing :-								If glass or marble strips are used for panelling, it will be paid extra as per item No. 41 or 42.
	(a) using grey cement	100 Sft.	4,092.00	6,515.10	sq.m	440.30	701.05		
	(b) using white cement	ditto	4,092.00	7,115.45	ditto	440.30	765.60		
23	Providing and laying floor of mosaic marble chips tiles 1"(25 mm) thick of approved quality and shade, laid in white cement and pigment, over ¾"(20 mm) thick bedding of cement sand mortar 1:2, including finishing and polishing, complete.	100 Sft.	2,513.00	6,317.60	sq.m	270.40	679.75	24.8	
24	Laying floor of approved white glazed tile ¼" (6 mm) thick	100 Sft.	3,227.40	8,523.15	sq.m	347.25	917.10	24.7	

MRS, BI-ANNUAL PERIOD (1st AUGUST, 2012 TO 31st JANUARY, 2013) DISTRICT JHELUM


Sr. No.	Description	Rate (British System)			Rate (Metric System)			Spec. No.	Remarks
		Unit	Labour	Composite	Unit	Labour	Composite		
	in white cement 1:2 over ¾" (20mm) thick cement mortar 1:2, complete.								
25	Laying floor of approved coloured glazed tiles ¼ "(6 mm) thick, laid in white cement and pigment on a bed of ¾" (20 mm) thick cement mortar 1:2.	100 Sft.	3,227.40	9,070.35	sq.m	347.25	975.95	ditto	
26	Rubbing and polishing old grit/ mosaic floor, including repairing voids, uneven surface, complete in all respects.	100 Sft.	826.30	955.85	sq.m	88.90	102.85	The composite rate will be reduced by Rs. 150.00 per % Sft or Rs.13.95 per Sq. metre respectively, if no polishing is done.	
27	Rubbing and polishing grit floor, including repairing voids, uneven surface, complete in all respects	100 Sft.	881.75	1,014.00	sq.m	94.90	109.10	The composite rate will be reduced by Rs. 150.00 per % Sft or Rs.13.95 per Sq. metre respectively, if no polishing is done.	
28	Cleaning and washing mosaic or marble floor with caustic soda mixture.	100 Sft.	134.85	179.85	sq.m	14.50	19.35	24.6	
29	Shisham wood boarding or strip flooring ¾" (20mm) thick (sawn to required size) tongued and grooved or splayed rebated fixed with brass screws on deodar wood battens 1½ "x2"(40 x 50 mm),size placed at 12"(300 mm) centre to centre, including two coats of bitumen laid hot on the base.	100 Sft.	2,728.00	32,673.00	sq.m	293.55	3515.60	24.13	
30	Deodar wood boarding or strip flooring ¾" (20 mm) thick (sawn to required size) tongued and grooved or splayed rebated fixed with brass screws on deodar wood battens 1½ "x2"(40 x 50 mm) size , placed at 12"(300 mm) centre, to centre including two coats of bitumen laid hot on the base.	100 Sft.	3,128.40	37,033.85	sq.m	336.60	3984.85	ditto	
31	Teak wood boarding or strip flooring ½" (13 mm) "thick (sawn to required size) to tongued and grooved screwed on deodar wood battens 1½ " x2"(40 x 50 mm) size, placed at 12"(300 mm) centre to centre, including 2 coats of bitumen laid hot on base.	100 Sft.	2,717.00	43,373.65	sq.m	292.35	4667.00	ditto	
32	Shisham wood block flooring 1"(25 mm) thick cut to required size, fixed on a layer of asphalt bitumen laid on base.	100 Sft.	2,900.70	38,200.15	sq.m	312.10	4110.35	24.13	

MRS, BI-ANNUAL PERIOD (1st AUGUST, 2012 TO 31st JANUARY, 2013) DISTRICT JHELUM

Sr. No.	Description	Rate (British System)			Rate (Metric System)			Spec. No.	Remarks
		Unit	Labour	Composite	Unit	Labour	Composite		
33	Teak wood block 1"(25 mm) thick cut to required size, fixed on a layer of asphalt bitumen laid on base.	100 Sft.	2,717.00	74,145.70	sq.m	292.35	7978.10	ditto	
34	Laying wooden paving of hard wood on edge in coal tar and asphalt:-	100 Sft.			sq.m			ditto	
	(a) Shisham wood	Per Inch thickness	1,694.00	23,468.85	per cm thickness	182.25	2525.25		
	(b) Kikar wood	ditto	1,694.00	12,422.25	ditto	182.25	1336.65		
35	Tile skirting laid in 1:2 cement mortar, over ¾"(20 mm) thick cement mortar, 1:2 including cement washing and filling joints complete:-	100 Sft.			sq.m				
	(a) cement tiles	100 Sft.	1,474.60	6,027.90	sq.m	158.65	648.60		
	(b) mosaic tiles	ditto	2,428.80	8,462.00	ditto	261.35	910.50		
36	Providing grey cement skirting or dado 3/8"(10 mm) thick including rounding of corner and straight ening of top edge and finishing to smooth surface afterplastering :-	100 Sft.			sq.m				
	(a) 1:2 cement, sand mortar	100 Sft.	1,846.95	2,374.60	sq.m	198.75	255.50		
	(b) 1:3 cement, sand mortar	ditto	1,846.95	2,219.70	ditto	198.75	238.85		
	(c) Extra if skirting or dado is finished with pigment of any colour.	ditto	113.85	374.95	ditto	12.25	40.35		
37	White glazed tile (6"x6"x¼") (6 mm) thick dado jointed in white cement and laid over 1:2 cement sand mortar 3/4" (20mm) thick, including finishing.	100 Sft.	3,976.50	9,272.25	sq.m	427.85	997.70	24.7	
38	Coloured glazed tile dado (6"x6"x¼") (6mm) thick in pigment over 1:2 cement, sand mortar 3/4"(20mm) thick, including finishing.	100 Sft.	3,976.50	9,802.65	sq.m	427.85	1054.75	ditto	
39	Mosaic dado or skirting with one part of cement and marble powder in the ratio of 3:1 and two parts of marble chips, laid over ½"(13 mm) thick cement plaster 1:3, including rubbing and polishing, complete with finishing:	100 Sft.			sq.m				
	(a) using grey cement:	100 Sft.	4,857.60	6,048.30	sq.m	522.70	650.80		
	i) 3/8"(10 mm) thick	100 Sft.	4,857.60	6,766.75	sq.m	522.70	728.10		
	ii) ½"(13 mm) thick	ditto	4,857.60	6,766.75	ditto	522.70	728.10		
	(b) using white cement :	100 Sft.	4,857.60	6,861.30	sq.m	522.70	738.30		
	i) 3/8"(10 mm) thick	100 Sft.	4,857.60	6,861.30	sq.m	522.70	738.30		

MRS, BI-ANNUAL PERIOD (1st AUGUST, 2012 TO 31st JANUARY, 2013) DISTRICT JHELUM

Sr. No.	Description	Rate (British System)			Rate (Metric System)			Spec. No.	Remarks
		Unit	Labour	Composite	Unit	Labour	Composite		
	ii) ½"(13 mm) thick	ditto	4,857.60	7,144.70	ditto	522.70	768.75		
40	Rubber flooring, consisting of 12"x12"x1/8" (300x300x3mm) rubber tiles, laid on firm foundation.	Per Sft.	12.70	74.05	sq.m	136.65	796.80	24.14	The cost of base for rubber flooring is not included in the rate and is payable separately.
41	Providing and fixing glass strip 5mm thick and 1½" (40 mm) wide, for dividing the mosaic flooring into panels.	Per Rft.	-	4.10	Metre	-	13.45		Labour for fixing already included in items No. 15, 16, 21 and 22 of this Chapter.
42	Providing and fixing marble strip of any shade for dividing the mosaic flooring into panels								
	a) :Size 1½" x ¾" (40 x 10 mm)	Per Rft.	-	6.60	Metre	-	21.65		
	b) :Size 1½" x ¼" (40 x 6 mm)	ditto	-	4.60	ditto	-	15.10		



11. SURFACE RENDERING

- 1 PLASTERING, POINTING, WHITE WASHING, COLOUR WASHING AND DISTEMPERING, ETC.
- 2 Rates for all finished works include the removal of surplus debris, unused material and byproducts.

MRS, BI-ANNUAL PERIOD (1st AUGUST, 2012 TO 31st JANUARY, 2013) DISTRICT JHELUM

Sr. No.	Description	Rate (British System)			Rate (Metric System)			Spec. No.	Remarks
		Unit	Labour	Composite	Unit	Labour	Composite		
1	Mud plaster on walls (excluding Gobri leeping) upto 20' (6.00 m) height:-							25.7	
	a) ½" (13 mm) thick	100 Sft.	280.55	357.05	sq.m	30.20	38.40		
	b) 1" (25 mm) thick	ditto	393.10	546.10	ditto	42.30	58.75		
2	Mud plaster on floor or roof (excluding Gobri leeping):-							ditto	Add extra 13%, 32% and 51% above the labour rates only or 6%, 15% & 23% on the composite rates for 2nd, 3rd, 4th and subsequent floors, respectively.
	a) ½" (13 mm) thick	100 Sft.	252.90	329.40	sq.m	27.20	35.45		
	b) 1" (25 mm) thick	ditto	252.90	405.90	ditto	27.20	43.70		
3	Cement lime plaster 1:7:12 (cement, lime and sand) upto 20' (6.00 m) height.							25.1 to 25.6	
	a) ¼" (6 mm) thick	100 Sft.	809.15	969.25	sq.m	87.05	104.30		
	b) ½" (13 mm) thick	ditto	809.15	1129.20	ditto	87.05	121.50		
4	Cement Neru plaster 1:2 (cement and sand) upto 20' (6.00 m) height:-							ditto	
	a) ¼" (6 mm) thick	100 Sft.	809.15	1192.80	sq.m	87.05	128.35		
	b) ½" (13 mm) thick	ditto	809.15	1427.50	ditto	87.05	153.60		
5	2" (50 mm) stucco cement plaster 1:2:4 (cement, sand and shingle) upto 20' (6.00 m) height.	100 Sft.	2038.10	4386.95	sq.m	219.30	472.05	ditto	
6	Providing and laying machine sprayed plaster ½" (13 mm) thick, using cement and chips zero gauge, over the existing plastered and roughened surface, upto 20' (6.00 m) height:-							ditto	
	i) ratio 1:1	100 Sft.	710.70	2114.80	sq.m	76.45	227.55		
	ii) ratio 1:1½	ditto	710.70	2023.35	ditto	76.45	217.70		
	iii) ratio 1:2	ditto	710.70	1970.70	ditto	76.45	212.05		
7	Cement plaster 1:2 upto 20' (6.00 m) height:-							25.1	

MRS, BI-ANNUAL PERIOD (1st AUGUST, 2012 TO 31st JANUARY, 2013) DISTRICT JHELUM

Sr. No.	Description	Rate (British System)			Rate (Metric System)			Spec. No.	Remarks
		Unit	Labour	Composite	Unit	Labour	Composite		
	a) 3/8" (10 mm) thick	100 Sft.	809.15	1336.85	sq.m	87.05	143.85	to 25.6	
	b) 1/2" (13 mm) thick	ditto	809.15	1493.15	ditto	87.05	160.65		
	c) 3/4" (20 mm) thick	ditto	1017.70	2073.05	ditto	109.50	223.05		
8	Cement plaster 1:3 upto 20' (6.00 m) height:-							ditto	
	a) 3/8" (10 mm) thick	100 Sft.	809.15	1181.90	sq.m	87.05	127.15		
	b) 1/2" (13 mm) thick	ditto	809.15	1306.15	ditto	87.05	140.55		
	c) 3/4" (20 mm) thick	ditto	1017.70	1763.20	ditto	109.50	189.70		
9	Cement plaster 1:4 upto 20' (6.00 m) height:-							ditto	
	a) 3/8" (10 mm) thick	100 Sft.	809.15	1140.65	sq.m	87.05	122.75		
	b) 1/2" (13 mm) thick	ditto	809.15	1230.80	ditto	87.05	132.45		
	c) 3/4" (20 mm) thick	ditto	1017.70	1674.70	ditto	109.50	180.20		
10	Cement plaster 3/8" (10 mm) thick under soffit of R.C.C. roof slabs only, upto 20' height.							ditto	i) This item shall be applicable to buildings meant for human habitation only, such as buildings like residences, offices, educational institutions and hospitals, etc. It shall not be admissible on godowns; bins; agriculture, poultry and animal sheds; cycle stands; garrages; etc. ii) The thickness of the plaster will not be more than 3/8" (10 mm) thick.
	a) 1:2	100 Sft.	926.65	1558.60	sq.m	99.70	167.70		
	b) 1:3	ditto	926.65	1403.05	ditto	99.70	150.95		
	c) 1:4	ditto	926.65	1361.80	ditto	99.70	146.55		
11	Cement plaster 1:5 upto 20' (6.00 mm) height:-							25.1 to 25.6	
	a) 3/8" (10 mm) thick	100 Sft.	809.15	1104.35	sq.m	87.05	118.85		
	b) 1/2" (13 mm) thick	ditto	809.15	1168.20	ditto	87.05	125.70		
	c) 3/4" (20 mm) thick	ditto	1017.70	1608.10	ditto	109.50	173.05		
12	Cement plaster 1:6 upto 20' (6.00 mm) height:-							ditto	
	a) 3/8" (10 mm) thick	100 Sft.	809.15	1052.50	sq.m	87.05	113.25		
	b) 1/2" (13 mm) thick	ditto	809.15	1131.90	ditto	87.05	121.80		
	c) 3/4" (20 mm) thick	ditto	1017.70	1504.45	ditto	109.50	161.90		
13	Applying floating coat of cement 1/32" (0.8 mm) thick.	100 Sft.	480.50	687.85	sq.m	51.70	74.00	25.4 to 25.6	
14	Lime pointing flush upto 20' (6.00 m) height including	100 Sft.	600.60	718.95	sq.m	64.65	77.35	25.8	

MRS, BI-ANNUAL PERIOD (1st AUGUST, 2012 TO 31st JANUARY, 2013) DISTRICT JHELUM

Sr. No.	Description	Rate (British System)			Rate (Metric System)			Spec. No.	Remarks
		Unit	Labour	Composite	Unit	Labour	Composite		
	raking joints, in lime, sand mortar 1:2.								
15	Lime pointing struck joints on walls, upto 20' (6.00 m) height, including raking joints in lime sand mortar 1:2.	100 Sft.	926.65	1045.00	sq.m	99.70	112.45	ditto	
16	Cement pointing flush upto 20' (6.00 m) height:-							ditto	
	a) ratio 1:2	100 Sft.	809.15	1204.00	sq.m	87.05	129.55		
	b) ratio 1:3	ditto	809.15	1113.10	ditto	87.05	119.75		
17	Cement pointing 1:2 flush on floor.	100 Sft.	600.60	995.45	sq.m	64.65	107.10	ditto	
18	Cement pointing struck joints, on walls, upto 20' (6.00 m) height:-								
	a) ratio 1:2	100 Sft.	926.65	1321.50	sq.m	99.70	142.20		
	b) ratio 1:3	ditto	926.65	1230.60	ditto	99.70	132.40		
19	Pointing flush on stone work, upto 20' (6.00 m) height.							25.8	
	a) in lime mortar 1:2 (lime, sand)	100 Sft.	744.50	902.85	sq.m	80.10	97.15		
	b) in cement mortar 1:3	ditto	744.50	1048.40	ditto	80.10	112.80		
	c) on stone work raised:-								
	i) in lime mortar 1:2	100 Sft.	1396.55	1554.90	sq.m	150.25	167.30		
	ii) in cement mortar 1:3	ditto	1396.55	1700.50	ditto	150.25	182.95		
20	Raking and washing joints of stone masonry (old work).	100 Sft.	369.60	-	sq.m	39.75	-	ditto	
21	Raking and washing joints of brick masonry (old work).	100 Sft.	184.80	-	sq.m	19.90	-	ditto	
22	Priming coat of chalk under distemper.	100 Sft.	83.40	90.00	sq.m	8.95	9.70	25.11	
23	Distemping:-							ditto	
	a) new surface:-								
	i) one coat	100 Sft.	90.85	169.85	sq.m	9.80	18.30		
	ii) two coats	ditto	134.35	237.30	ditto	14.45	25.55		
	iii) three coats	ditto	177.80	304.80	ditto	19.15	32.80		
	b) old surface:-								
	i) one coat	100 Sft.	83.05	138.00	sq.m	8.95	14.85		
	ii) two coats	ditto	134.35	189.30	ditto	14.45	20.35		

MRS, BI-ANNUAL PERIOD (1st AUGUST, 2012 TO 31st JANUARY, 2013) DISTRICT JHELUM

Sr. No.	Description	Rate (British System)			Rate (Metric System)			Spec. No.	Remarks
		Unit	Labour	Composite	Unit	Labour	Composite		
24	Colour washing:-							25.10	
	a) new surface:-								
	i) one coat	100 Sft.	66.20	94.70	sq.m	7.10	10.20		
	ii) two coats	ditto	99.30	141.00	ditto	10.70	15.15		
	b) old surface:-								
	i) one coat	100 Sft.	66.20	83.85	sq.m	7.10	9.00		
	ii) two coats	ditto	99.30	128.20	ditto	10.70	13.80		
25	White washing:-							25.9	
	a) new surface:-								
	i) one coat	100 Sft.	66.20	89.65	sq.m	7.10	9.65		
	ii) two coats	ditto	99.30	134.40	ditto	10.70	14.45		
	iii) three coats	ditto	128.75	175.45	ditto	13.85	18.90		
	b) old surface:-								
	i) one coat	100 Sft.	66.20	83.80	sq.m	7.10	9.00		
	ii) two coats	ditto	99.30	128.55	ditto	10.70	13.85		
26	Gobri leeping:-							25.7	
	a) on walls	100 Sft.	92.65	96.65	sq.m	9.95	10.40		
	b) over roofs	ditto	78.55	82.55	ditto	8.45	8.90		
27	Striking joints of burnt bricks in lime or cement mortar.	100 Sft.	117.50	-	sq.m	12.65	-	25.8	Payable with fresh masonry, when the face of the work is not to be plastered/pointed.
28	Extra for lime, mud or cement plaster and pointing from 20' (6.00 m) and above for each additional 10' (3.00 m) height or part thereof.	100 Sft.	147.45	-	sq.m	15.85	-		
29	Caulking joints of sleeper wall, with sand and coaltar.	100 Sft.	366.95	858.45	sq.m	39.50	92.35		
30	Caulking joints of sleepers, with mud and chopped straw.	100 Sft.	366.95	395.45	sq.m	39.50	42.55		
31	Extra cost of labour and material for red oxide pigment in cement pointing to match with the colour of bricks.	100 Sft.	115.50	213.00	sq.m	12.45	22.90		
32	Providing grooved cement sand plaster 1:3 over existing plastered and roughened surface upto 20' (6.00 m) height.								
	i) 3/8" (10 mm) thick	100 Sft.	926.65	1299.40	sq.m	99.70	139.80		

MRS, BI-ANNUAL PERIOD (1st AUGUST, 2012 TO 31st JANUARY, 2013) DISTRICT JHELUM

Sr. No.	Description	Rate (British System)			Rate (Metric System)			Spec. No.	Remarks
		Unit	Labour	Composite	Unit	Labour	Composite		
	ii) ½" (13 mm) thick	ditto	926.65	1423.65	ditto	99.70	153.20		
33	Providing and fitting expanded metal edge bead for corners, with nails on both sides of edges.	Rft.	5.50	33.75	Metre	18.05	110.70		
34	Petty repairs to fire place.								
	i) Single	Each	146.00	189.95	Each	146.00	189.95		
	ii) Double	Each	292.00	379.85	Each	292.00	379.85		
35	Petty repair to main rooms.	Each	301.70	419.15	Each	301.70	419.15	Area above 100 Sft (10.76 sq.m)	
36	Petty repair to small rooms.	Each	150.85	209.55	Each	150.85	209.55	Area upto 100 Sft (10.76 sq.m)	
37	Petty repair to verandah.	Each	301.70	395.60	Each	301.70	395.60		
38	Extra labour for white washing, colour washing, priming coat and distemping, etc. from 20' (6.00 m) height and above, requiring scaffolding, for every additional 10' (3.00m) height or part thereof.	100 Sft. Per coat	11.05	-	sq.m Per coat	1.20	-	The height will be taken from the floor, roof or ground uderneath as the case may be on the side towards which the work is to be done.	

Finance Department

12. WOOD WORK

- 1 No extra rate is to be paid for sawing as the rates are inclusive of these
- 2 Rates for all finished works include the removal of surplus debris, unused material and byproducts.

MRS, BI-ANNUAL PERIOD (1st AUGUST, 2012 TO 31st JANUARY, 2013) DISTRICT JHELUM

Sr. No.	Description	Rate (British System)			Rate (Metric System)			Spec. No.	Remarks
		Unit	Labour	Composite	Unit	Labour	Composite		
1	Plain wood work sawn, wrought, planed and fixed in position, including cost of nails and screws etc.							26.1	
	a) Deodar wood	Per Cft.	485.55	3272.70	cu.m	17149.65	115591.75		
	b) Shisham wood	ditto	545.60	2712.20	ditto	19270.60	95794.90		
2	Plain wood work for regulation karries or needles, etc. including sawing, planning, wroughting wood and providing and fixing steel parts of karries i.e. end strip and rods, etc.							26.1	
	a) Deodar wood	Per Cft.	303.45	3134.75	cu.m	10717.85	110719.35		
	b) Shisham wood	ditto	303.45	2529.95	ditto	10717.85	89357.85		
3	First class teak wood wrought joinery in doors and windows, etc. panelled, panelled and glazed or fully glazed and fixed in position, including chowkat, holdfast, tower bolt, chocks, rubber stop, cleats/G.I. clamps, chords with hooks, nails, screws, etc. complete (excluding sliding bolt and lock):-							26.1 to 26.3 & 26.7	
	i) 2" (50 mm) thick	Per Sft.	86.35	1332.65	sq.m	929.15	14339.30		
	ii) 1¾" (45 mm) thick	ditto	86.35	1243.05	ditto	929.15	13375.20		
	iii) 1½" (40 mm) thick	ditto	86.35	1155.55	ditto	929.15	12433.70		
4	First class teak wood wrought joinery in wire gauze doors and windows with frames 22 SWG galvanized iron wire gauze 12x12 meshes to square inch, (5x5 meshes in cm ²) including brass fittings, sash bars, etc. complete:-							26.8 to 26.10	i) This also includes the cost of wood required for extra thickness of chowkat. ii) If 24 SWG wire gauge is used, the composite rate shall be reduced by Rs.4.70 per sft. and Rs.50.60 per sq.m.
	a) teak wood framing 1¾" (45 mm) thick with wire gauze fixed in position:-								
	i) without springs or spring hinges.	Per Sft.	15.15	546.05	sq.m	163.00	5875.50		
	ii) with springs or spring hinges.	ditto	15.15	549.75	ditto	163.00	5915.30		

MRS, BI-ANNUAL PERIOD (1st AUGUST, 2012 TO 31st JANUARY, 2013) DISTRICT JHELUM

Sr. No.	Description	Rate (British System)			Rate (Metric System)			Spec. No.	Remarks
		Unit	Labour	Composite	Unit	Labour	Composite		
	b) teak wood framing 1½" (40 mm) thick, with wire gauze fixed in position:- i) without springs or spring hinges. ii) with springs or spring hinges.	Per Sft.	15.15	503.40	sq.m	163.00	5416.60		
		ditto	15.15	507.50	ditto	163.00	5460.70		
	c) G.I. wire gauze 22 SWG, 12x12 meshes per square inch, (5x5 meshes per cm ²) fixed to chowkat with ¾" (20 mm) teak wood strips and screws.	Per Sft.	27.30	162.40	sq.m	293.75	1747.40		
	d) G.I. wire gauze 22 SWG, 12x12 meshes per square inch (5x5 meshes per cm ²) fixed with ½" (13 mm) strip on separate frame of teak wood 2"x2" (50x50 mm), for windows, etc.	Per Sft.	25.60	522.10	sq.m	275.45	5617.80		
5	P/F expanded metal ½" to ¾" (13 to 20 mm) mesh, 16 Gauge, fixed to chowkat with 1" (25 mm) teak wood cover strips and screw etc., complete.	Per Sft.	32.80	263.05	sq.m	352.95	2830.40		
6	Providing and fixing expanded metal ½" (13 mm) to ¾" (20 mm), 16 gauge, fixed to chowkat with 1" (25 mm) cover moulding and screws, including teak wood frame 2"x2" (50 mm x 50 mm)	Per Sft.	34.10	392.00	sq.m	366.90	4217.90		
7	First class deodar wood wrought joinery in doors and windows, etc. panelled, or panelled or glazed, or fully glazed, fixed in position, including chowkat, holdfast, hinges, tower bolts, chocks, rubber stop, cleats/G.I. clamps, handles and chord with hooks, etc. complete (excluding sliding bolt or lock):-							26.1 to 26.3 & 26.7	
	a) 2" thick (50 mm)	Per Sft.	82.40	967.35	sq.m	886.60	10408.70		
	b) 1¾" thick (45 mm)	ditto	82.40	904.25	ditto	886.60	9729.85		
	c) 1½" thick (40 mm)	ditto	82.40	860.40	ditto	886.60	9257.90		
8	Deodar wood framed, braced and battened doors and windows, complete with iron fittings and fixed in position, including chowkats:-							26.1, 26.2 & 26.4	
	a) 2¼" (56 mm) thick, with 1¼" (30 mm) battens and 1" (25 mm) planks.	Per Sft.	91.95	596.20	sq.m	989.40	6415.10		
	b) 1¾" (40 mm) thick with 1" (25 mm) battens and ¾" (20 mm) planks.	ditto	83.95	515.90	ditto	903.30	5551.10		

MRS, BI-ANNUAL PERIOD (1st AUGUST, 2012 TO 31st JANUARY, 2013) DISTRICT JHELUM

Sr. No.	Description	Rate (British System)			Rate (Metric System)			Spec. No.	Remarks
		Unit	Labour	Composite	Unit	Labour	Composite		
9	1" (25 mm) thick battened doors and windows fitted in position, complete with iron fittings, without chowkats.	Per Sft.	107.85	339.65	sq.m	1160.45	3654.65		
10	Deodar battened ledged and braced doors and windows 2¼" (56 mm) thick (1¼" (30 mm) thick ledge braces and 1" (25 mm) thick battens complete with iron fittings, chowkats and fixed in position.	Per Sft.	99.00	582.70	sq.m	1065.25	6269.85	26.1, 26.2 26.4 to 26.6	
11	a) Deodar wood framed with braces and 22 SWG G.I. sheet facing, including holdfast, wooden beadings, hinges, and locking arrangements as directed by the Engineer incharge:-							26.1, 26.2 & 26.4	If 24 gauge G.I. sheet is used, the composite rate will be reduced by Re.4.70 per Sft. (Rs. Per 50.60 Sq.m) for G.I. facing on one side and Rs.9.40 per Sft. (Rs.101.20 per Sq.m) for G.I. sheet facing on both sides.
	i) G.I. sheet facing on one side.	Per Sft.	42.95	499.35	sq.m	462.15	5373.00		
	ii) G.I. sheet facing on both sides.	ditto	47.55	524.30	ditto	511.65	5641.45		
	b) Partial wood framed with braces and 22 SWG G.I. sheet facing, including holdfast, wooden beadings, hinges and locking arrangements, as directed by the Engineer-in-charge:-								-ditto-
	i) G.I. sheet facing on one side.	Per Sft.	42.95	204.00	sq.m	462.15	2195.05		
	ii) G.I. sheet facing on both sides.	ditto	47.55	229.00	ditto	511.65	2464.05		
12	First class deodar wood wrought joinery work in wire gauze doors and windows, with 22 SWG G.I. wire gauze, 12x12 meshes per square inches (5x5 per cm ²) including iron fittings etc. complete:-							26.8 to 26.10	i) This also includes the cost of wood required for extra thickness of chowkat. ii) If 24 SWG wire gauze is used the composite rate shall be reduced by Rs.4.70 per sft or Rs.50.60 per sq.m.
	a) deodar wood framing 1¾" (45 mm) thick with wire gauze fixed in position:-								
	i) without springs or spring hinges.	Per Sft.	45.45	416.35	sq.m	489.05	4479.95		
	ii) with springs or spring hinges.	ditto	45.45	420.45	ditto	489.05	4524.05		
	b) deodar wood framing 1½" (40 mm) thick, with wire gauze fixed in position:-								
	i) without springs or spring hinges	Per Sft.	45.45	387.05	sq.m	489.05	4164.65		
	ii) with springs or spring hinges	ditto	45.45	389.65	ditto	489.05	4192.65		
	c) G.I. wire gauze 22 SWG, 12x12 meshes per square inch, (5x5 in cm ²) fixed to chowkat, with ¾" (20 mm) thick deodar wood strip and screws.	Per Sft.	34.10	136.70	sq.m	366.90	1470.90		

MRS, BI-ANNUAL PERIOD (1st AUGUST, 2012 TO 31st JANUARY, 2013) DISTRICT JHELUM

Sr. No.	Description	Rate (British System)			Rate (Metric System)			Spec. No.	Remarks
		Unit	Labour	Composite	Unit	Labour	Composite		
	d) G.I. wire gauze 22 SWG 12x12 meshes per square inch, (5x5 meshes in cm ²) fixed to chowkat, with ½" (13 mm) strip on separate frame of deodar wood 2" x 2" (50 mm x 50 mm).	Per Sft.	51.15	357.15	sq.m	550.35	3842.95		
13	Making and fixing trellis doors and windows of deodar wood, complete.	Per Sft.	74.60	393.50	sq.m	802.70	4234.05	26.1 26.2	
14	Providing and fixing mild steel chowkat of doors, windows, C.window, etc. including holdfast, making and threading holes for hinges, etc. complete:-								
	a) M.S. angle iron 1½"x 1½"x ¼" (40x40x6 mm) welded with M.S. flat 2"x ¼" (50 mm x 6 mm)	Per Sft.	19.55	143.85	sq.m	210.35	1547.85		
	b) M.S. tee iron 1½"x 1½"x ¼" (40x40x6 mm) welded with M.S. flat 2"x ¼" (50 mm x 6 mm)	Per Sft.	19.55	108.55	sq.m	210.35	1168.00		
15	Providing and fixing M.S. sheet hollow pressed frame of doors, windows, C. windows, etc. (chowkat only) of 20 SWG welded with M.S. flat 6"x 1¼" x 1/8" (150 mmx30mmx3mm) M.S. holdfast 9"x1"x1/8" (225mmx25mmx3mm) welded/screwed 4" (100 mm) long iron hinges, including filling chowkat with cement sand mortar 1:8 and embedding holdfast in cement concrete 1:2:4, complete in all respects:								
	a) single rebate	Per Sft.	26.85	127.15	sq.m	288.90	1368.15		
	b) double rebate	ditto	32.10	146.10	ditto	345.40	1572.05		
16	Extra for providing and fixing iron double spring hinges, with brass fittings (it shall include brass finger plate, 6" (150 mm) tower bolt).	Per Sft. door area	2.50	30.25	sq.m door area	26.90	325.50	26.2	
17	Providing and fixing brass spring hinges to wire gauzed doors.	Each	52.45	202.45	Each	52.45	202.45		
18	Providing and fixing sliding bolt to doors:-								
	i) iron sliding bolt, 10" (250 mm) long	Each	51.15	111.15	Each	51.15	111.15		
	ii) iron sliding bolt, 12" (300 mm) long	ditto	51.15	153.15	ditto	51.15	153.15		
	iii) brass sliding bolt, 10" (250 mm) long	ditto	51.15	153.15	ditto	51.15	153.15		

MRS, BI-ANNUAL PERIOD (1st AUGUST, 2012 TO 31st JANUARY, 2013) DISTRICT JHELUM

Sr. No.	Description	Rate (British System)			Rate (Metric System)			Spec. No.	Remarks
		Unit	Labour	Composite	Unit	Labour	Composite		
	iv) brass sliding bolt, 12" (300 mm) long	ditto	51.15	309.15	ditto	51.15	309.15		
19	Extra for brass fittings to doors and windows, except for hinges, which shall be of iron:-								
	i) deodar wood panelled or panelled and glazed or fully glazed.	Per Sft.	1.50	11.40	sq.m	16.15	122.65		
	ii) deodar wood wire gauzed shutters.	ditto	1.50	9.05	ditto	16.15	97.40		
20	Extra for providing and fixing approved quality rim lock adjustable over the style surface.	Each	159.90	366.30	Each	159.90	366.30		
21	Providing and fixing, approved quality mortice lock.	Each	223.85	413.45	Each	223.85	413.45		
22	Providing and fixing, expended metal ½" to ¾" (13 mm to 20 mm) mesh 16 gauge.								
	a) fixed to chowkat with 1" (25 mm) thick deodar wood strip and screws, etc.	Per Sft.	32.80	211.05	sq.m	352.95	2270.90		
	b) fixed with 1" (25 mm) cover moulding and screws, including deodar wood frame 2"x2" (50 x 50 mm)	ditto	34.10	299.45	ditto	366.90	3222.10		
23	a) Providing and fixing deodar wood almirah 9" to 12" (225 mm to 300 mm) depth, including boxing with back, shelves, shutter and brass fittings, etc. complete.	Per Sft.	113.30	1385.40	sq.m	1219.10	14907.00		For hollow frame shutter with commercial ply on one side, the composite rate shall be reduced by Rs.54.00 per Sft;or Rs.580.00 per Sqm and for hollow frame shutter with commercial ply on both sides, the composite rate shall be reduced by Rs.22.80 per Sft. or Rs.245.00 per Sq. metre.
	b) Providing and fixing deodar wood almirah 9" to 12" (225 mm to 300 mm)depth with shelves, shutters, brass fittings, etc., without boxing and back, complete.	Per Sft.	83.95	453.00	sq.m	903.10	4874.40		
24	Providing and fixing class room almirah consisting of 1" (25 mm) thick solid flush shutter with deodar wood lipping ¼" (6 mm) thick all around (Approved Factory Manufactured) fixed in deodar wood frame 3"x1" (75mm x 25mm) including full hinges C.P. fittings with RCC (1:1½:3) shelves 1½" (40 mm) thick including 3 coats of painting.	Per Sft.	66.20	334.60	Sq.m	712.40	3600.50		

MRS, BI-ANNUAL PERIOD (1st AUGUST, 2012 TO 31st JANUARY, 2013) DISTRICT JHELM

Sr. No.	Description	Rate (British System)			Rate (Metric System)			Spec. No.	Remarks
		Unit	Labour	Composite	Unit	Labour	Composite		
25	Providing and fixing wooden box type wardrobe 22" (550 mm) deep including ¾" (20 mm) thick boxing and shelves, hanger rods, hard board back drawers, brass fittings, locking arrangements, handles, internal bolts, shoe rods, etc. including three coats of enamel paint:-								If hollow flush door leaves 1" thick (25 mm) with commercial ply 3 ply on both sides of deodar wood frame and partial wood bracing and deodar wood lipping is used, the composite rate will be reduced by Rs.13.00 per Sft. or Rs.140.00 per Sq. metre.
i)	Partial wood boxing and deodar wood shelves and leaves, etc.	Per Sft.	125.90	602.55	sq.m	1354.75	6483.70		
	ii) Deodar wood boxing, and deodar wood shelves and leaves, etc.	ditto	124.50	765.90	ditto	1339.70	8241.10		
26	Providing and fixing wardrobe 22" (550 mm) deep consisting of RCC shelves 1½" (40 mm) thick including ½" thick vinboard boxing and back (one side ply) vinboard shutter ¾" (20 mm) thick including deodar wood lipping ¼" (6 mm) on all edges, fixes including deodar wood frame 3"x1" (75mm x 25mm) with hanger rod in centre position drawers at bottom and openable shutter on upper portion including full hinges C.P. fitting and painting 3 coats complete.	Per Sft.	48.30	522.20	Sq.m	519.55	5618.70		
27	Providing and fixing chowkat for doors, windows and C. windows, including holdfast, etc.								
a)	Teak wood	Per Sft.	23.80	454.70	Sq.m	255.90	4892.75		
b)	Deodar wood	ditto	15.15	320.10	ditto	163.05	3444.15		
c)	Shisham wood	ditto	17.70	163.00	ditto	190.70	1753.95		
28	Making and fixing deodar wood planking in eave boards, etc. planed on both sides, rebated and fixed including nails and screws, bolts and brackets:-							26.1 26.2	
a)	1" (25 mm) thick	Sft.	28.10	256.45	sq.m	302.55	2759.15		
b)	¾" (20 mm) thick	ditto	28.10	199.30	ditto	302.55	2144.55		
c)	½" (13 mm) thick	ditto	28.10	142.45	ditto	302.55	1532.55		
29	Making and fixing deodar wood shelves, including brackets:-							ditto	
i)	1" (25 mm) thick	Sft.	28.10	256.45	sq.m	302.55	2759.15		
ii)	1½" (40 mm) thick	ditto	28.10	370.45	ditto	302.55	3985.80		
iii)	2" (50 mm) thick	ditto	28.10	484.45	ditto	302.55	5212.45		

MRS, BI-ANNUAL PERIOD (1st AUGUST, 2012 TO 31st JANUARY, 2013) DISTRICT JHELUM

Sr. No.	Description	Rate (British System)			Rate (Metric System)			Spec. No.	Remarks
		Unit	Labour	Composite	Unit	Labour	Composite		
30	a) Making and fixing cleats for doors and windows, including hinges and screws.	Each	32.75	102.35	Each	32.75	102.35	26.1 and 26.2	
	b) Making and fixing cleats with brass hooks for roof ventilators.	Each	42.00	77.20	Each	42.00	77.20		
	c) Providing and fixing door stops of 1½" (40 mm) dia rubber block.	Each	4.90	55.40	Each	4.90	55.40		
	d) Providing and fixing G.I. hook with clamps for doors.	Each	1.55	9.25	Each	1.55	9.25		
31	Hard wood railing of any shape and design, including bends and corners, fixed in position, including polishing complete as directed.							ditto	
	a) Shisham wood	Per Rft.	121.35	265.60	Metre	397.95	871.10		
	b) Teak wood	ditto	90.95	615.05	ditto	298.40	2017.45		
32	Deodar wood dado or picture rail 3"x1½" (75x40 mm) as per approved design including moulding and fixed in place, cost of screws, nails, plugs, and painting complete.	Per Rft.	45.50	192.95	Metre	149.20	632.85	26.1 26.2	
33	Sawing wood by hand:-								
	a) Soft wood (deodar, kail or chir).	100Sft.	524.70	-	sq.m	56.45	-		
	b) Hard wood (shisham, kikar, teak or sahl).	ditto	699.60	-	ditto	75.30	-		
34	Sawing wood by machine:								
	a) Soft wood	100Sft.	314.38	-	sq.m	33.85	-		
	b) Hard wood	ditto	472.35	-	ditto	50.85	-		
35	Making and fixing sun-shade of deodar wood including fixing brackets.	Per Sft.	38.60	312.40	sq.m	415.45	3361.45	26.1	
36	Making and fixing 1" (25 mm) thick kail or chir wooden notice board with frame.	Per Sft.	43.75	113.80	sq.m	470.75	1224.50	ditto	
37	Making deodar punkha pole 10'x6"x6" (3.0 m x 150 mm x 150 mm)	Each	163.70	6211.70	Each	163.70	6211.70	ditto	
38	Dismantling and refixing eave boards.	Per Rft.	11.70	--	Metre	38.35	--		

MRS, BI-ANNUAL PERIOD (1st AUGUST, 2012 TO 31st JANUARY, 2013) DISTRICT JHELUM

Sr. No.	Description	Rate (British System)			Rate (Metric System)			Spec. No.	Remarks
		Unit	Labour	Composite	Unit	Labour	Composite		
39	Making wooden stair-cases complete 2' to 3' (600 to 900 mm) wide frame 1½" (40 mm) thick planks of deodar wood, including hand rails.	Per Rft.	174.90	1959.20	Metre	573.70	6426.10	26.1	
40	Providing and fixing partition, including frame work:-								
	a) Sheets on one side of framework:-								
	i) Hard board	100Sft.	819.85	10555.90	sq.m	88.20	1135.80		
	ii) Ply wood ¼" (6 mm) thick	ditto	819.85	11815.90	ditto	88.20	1271.40		
	iii) Masonite	ditto	819.85	12319.90	ditto	88.20	1325.60		
	b) Sheets on both sides of frame work:-								
	i) Hard board	100Sft.	983.80	12007.90	sq.m	105.85	1292.05		
	ii) Ply wood ¼" (6 mm) thick	ditto	983.80	22262.45	ditto	105.85	2395.45		
	iii) Masonite	ditto	983.80	15535.90	ditto	105.85	1671.65		
41	Providing and fixing ceiling, including frame work:-								
	i) Hard board	100Sft.	1636.25	8131.50	sq.m	176.05	874.95		
	ii) Chip board	ditto	1636.25	10291.50	ditto	176.05	1107.35		
	iii) Ply wood ¼" (6 mm) thick	ditto	1636.25	10411.50	ditto	176.05	1120.30		
	iv) Masonite	ditto	1636.25	10051.50	ditto	176.05	1081.55		
42	Providing and fixing thermopore false ceiling, including wooden frame panelling, cost of M.S. clamps, making holes in walls and repairing damaged surface, complete in all respects:-								In case of acoustic Thermopore sheet, the composite rate will be increased by Rs.9.00 per Sft.
	a) Deodar wood frame panelling:								
	i) ¾" (20 mm) thick	100Sft.	1819.60	7913.70	sq.m	195.80	851.50		
	ii) 1" (25 mm) thick	ditto	1819.60	7992.25	ditto	195.80	859.95		
	b) Partal wood frame panelling:								
	i) ¾" (20 mm) thick	100Sft.	1819.60	5491.20	sq.m	195.80	590.85		
	ii) 1" (25 mm) thick	ditto	1819.60	5617.20	ditto	195.80	604.40		
43	a) Fixing door, including chowkats.	Each	260.70	-	Each	260.70	-		
	b) Fixing windows, including chowkats.	ditto	130.35	-	ditto	130.35	-		

MRS, BI-ANNUAL PERIOD (1st AUGUST, 2012 TO 31st JANUARY, 2013) DISTRICT JHELUM

Sr. No.	Description	Rate (British System)			Rate (Metric System)			Spec. No.	Remarks
		Unit	Labour	Composite	Unit	Labour	Composite		
44	a) Glazing with panes (16 oz. to 18 oz.,) including cost of putty.	Per Sft.	18.75	46.25	sq.m	201.65	497.70	26.12	
	b) Glazing with panes (16 oz. to 18 oz.) using deodar wooden fillets and putty.	Per Sft.	24.20	74.75	sq.m	260.30	804.45		
45	Glazing with panes (24 oz. to 26 oz.), using putty and deodar wooden fillets.	Per Sft.	35.60	82.85	sq.m	383.30	891.60	26.12	
46	a) Cutting to required size and fixing glass panes with putty	Per Sft.	13.35	14.45	sq.m	143.55	155.55		
	b) Cutting to required size and fixing glass panes with wooden fillets and putty.	Per Sft.	19.70	35.65	sq.m	211.70	383.60		
47	Glazing with plate glass 1/4" (6 mm) thick including the cost of deodar wood fillets and putty:-								
	a) Glazing upto 8 sft (0.75 sq.m)	Per Sft.	30.15	92.00	sq.m	324.65	989.90		
	b) Glazing exceeding 8 Sft (0.75 sq.m) but not exceeding 24 sf (2.25 sq.m).	Per Sft.	30.15	92.20	sq.m	324.65	992.00		
48	Providing and fixing 1½" (40 mm) thick deodar wood panelled or panelled and glazed, doors and windows, with mild steel chowkat (frame), etc. complete in all respect: (excluding sliding bolt or lock) with:-								
	i) M.S. angle iron 1½"x1½"x¼", welded (40 mmx 40 mmx 6mm) with M.S. flat 2"x¼" (50 mm x 6 mm)	Per Sft.	117.15	590.05	sq.m	1260.75	6349.15		
	ii) M.S. tee iron 1½"x1½"x¼", welded (40 mmx40 mmx 6mm) with M.S. flat ½"x¼" (13 mm x 6 mm)	Per Sft.	117.15	543.40	sq.m	1260.75	5847.05		
49	Providing and fixing 1½" (40 mm) thick hollow flush doors and windows with commercial ply (3 ply) on both faces of deodar wood shutter frame 1¼" (30 mm) thick and partial wood braces at about 3" (75 mm) apart and deodar wood lipping 1½"x3/8" (40 mmx10 mm) fixed with M.S. chowkat (frame) including chromium plated fittings, etc. complete in all respects (without sliding bolt or lock):-								
	i) M.S. angle iron 1½"x1½"x¼", welded (40 mmx40 mmx 6mm) with M.S. flat 2"x¼" (50 mm x 6 mm)	Per Sft.	82.40	497.15	sq.m	886.40	5349.55		Teak ply would be used under the written permission of the superintending Engineer, and the composite rate of using teak ply will be increased by Rs.20.00 per Sft. (216.00 per Sq.m)

MRS, BI-ANNUAL PERIOD (1st AUGUST, 2012 TO 31st JANUARY, 2013) DISTRICT JHELUM

Sr. No.	Description	Rate (British System)			Rate (Metric System)			Spec. No.	Remarks
		Unit	Labour	Composite	Unit	Labour	Composite		
	ii) M.S. tee iron 1½"x1½"x¼", welded (40 mmx40 mmx 6mm) with M.S. flat ½"x¼" (13 mm x 6 mm)	Per Sft.	82.40	461.85	sq.m	886.40	4969.65		
50	Providing and fixing 1½" (40mm) thick solid flush door shutter (Approved Factory Manufactured) with commercial ply (5 mm thick) on both sides double pressed and deodar wood lipping 1½"x3/8" (40mm x 10mm) around shutter including chromium plated fitting, iron hinges with aluminium kick plate 22 SWG on both sides & finger plate complete in all respect.	Per Sft.	42.85	329.55	sq.m	460.90	3546.05		It C.P. Finger plate and kick plate are not provided/fixe the composite rate will be reduced by Rs.15.20 per Sft. Reduce composite rate by Rs.20.00 per. Sq/ft or Rs.215 per sq.meter if 3-mm commercial ply is used
51	Providing and fixing panelled door of M.S. sheet, with forged door leaves of M.S. sheet 22 SWG fitted in hollow frame chowkat 3"x4½" (75 mmx113 mm) made of M.S. sheet 18 SWG filled with plain cement concrete 1:3:6 etc. complete with all fittings and hammer painting, including carriage to site and fixing in position.	Per Sft.	80.40	385.05	sq.m	864.85	4143.30		
52	Providing and laying 24 SWG aluminum kick plate 4" (100 mm) high, fixed with screws 4" (100 mm) centre to centre, on bottom rail of flush doors only of commercial ply.	Per Rft.	17.60	31.10	Metre	57.80	102.10		
53	Providing and fitting curtain railing to doors and windows, comprising of TOSO-elite Japan made superior type of railing or equivalent, fixed over 4"x¾" (100mmx20mm) deodar wood strip, including painting.	Per Rft.	7.35	116.85	Metre	24.10	383.20		
54	Providing and fixing M.S. flat ½"x1/8" (13mm x 3mm) grill including ¾" x 1/8" (20 mmx3 mm) M.S. flat frame, in windows of approved design, including painting three coats, complete in all respects.	Per Sft.	41.70	176.25	sq.m	448.95	1896.40		
55	Providing and fixing G.I. wire gauze 22 SWG, 12x12 meshes per square inch, (5x5 meshes in cm ²) fixed to steel window, complete with flat iron patti ½"x 1/8" (13 mmx3 mm) and machine made screws.	Per Sft.	14.05	54.40	sq.m	151.05	585.20		
56	Providing and fixing wooden moulding stopper 2½"x5/8" (63 x 16 mm) on door frame fitted with ply of approved quality complete in all respects.								
	a) Teak wood moulding	Per Sft.	18.35	100.25	sq.m	197.50	1078.75		

MRS, BI-ANNUAL PERIOD (1st AUGUST, 2012 TO 31st JANUARY, 2013) DISTRICT JHELUM

Sr. No.	Description	Rate (British System)			Rate (Metric System)			Spec. No.	Remarks
		Unit	Labour	Composite	Unit	Labour	Composite		
	b) Deodar wood moulding	ditto	18.35	54.65	ditto	197.50	587.85		
57	Providing and fixing deodar wood dolly frame having 1½"x1½" (40 x 40 mm) vertical and horizontal double post with 1½"x1½" (40 x 40 mm) full width of jamae braces at 12" (300 mm) including filling of the spaces in between braces with 1:3:6 PCC fixing ply of approved quality including holdfasts complete in all respects.								Rate shall be paid as per surface area of dolly frame e-g 0.75' x (3.5' + (2 x 7))
	a) Teak wood ply	Per Sft.	40.35	274.85	sq.m	434.30	2957.20		
	b) With commercial ply	ditto	40.35	267.75	ditto	434.30	2880.80		
58	Providing and fixing ornamental wooden architrave 3" x (1½" tapered to ¼") all along the door frame complete in all respect.								
	a) Teak wood architrave	Per Sft.	8.00	62.65	sq.m	85.85	674.05		
	b) Deodar wood architrave	ditto	8.00	31.70	ditto	85.85	341.00		
59	Providing and fixing Vin board cabinet ¾" thick with drawers 3" deep in 'Kitchen including termite proofing and polishing with synthetic enamel as specified, with handles hinges,screws etc., complete in all respects.								
	i) 1-1/2' deep,without back	Per Sft	90.65	467.95	sq.m	975.35	5035.15		
	ii) 1-1/2' deep,with back	Per Sft	90.65	515.95	sq.m	975.35	5551.65		
	iii) 2' deep,without back	Per Sft	90.65	514.75	sq.m	975.35	5538.70		
	iv) 2' deep,with back	Per Sft	90.65	562.75	sq.m	975.35	6055.20		

13. PAINTING AND VARNISHING

1 The rates include charges for scaffolding and other arrangements

2 The rates for all finished works include the removal of surplus debris, unused material and by products

MRS, BI-ANNUAL PERIOD (1st AUGUST, 2012 TO 31st JANUARY, 2013) DISTRICT JHELM

Sr. No.	Description	Rate (British System)			Rate (Metric System)			Spec. No.	Remarks
		Unit	Labour	Composite	Unit	Labour	Composite		
1	a) Cleaning painted wood work with oil and water.	100 Sft.	91.10	123.65	sq.m	9.80	13.30		
	b) Oiling woodwork with boiled linseed oil.	100 Sft.	60.70	107.50	sq.m	6.55	11.55	27.7	
2	Brushing and scraping blisters of old paints from woodwork.	100 Sft.	182.15	--	sq.m	19.60	-	27.3	
3	Scraping, brushing and removing old paint from metal surface.	100 Sft.	728.65	--	sq.m	78.40	-	27.9	
4	Painting old surfaces:-							27.1 27.3 & 27.9	
	a) Painting corrugated surfaces, patent roofing, etc. with oil paint.								
	i) first coat	100 Sft.	229.40	401.00	sq.m	24.70	43.15		
	ii) each subsequent coat	ditto	173.80	261.40	ditto	18.70	28.15		
	b) Painting sashes, fanlights, glazed or gauzed doors and windows:-								
	i) first coat	100 Sft.	139.05	230.25	sq.m	14.95	24.75		
	ii) each subsequent coat	ditto	118.20	192.60	ditto	12.70	20.70		
	c) Painting doors and windows, any type:								
	i) first coat	100 Sft.	229.40	404.60	sq.m	24.70	43.55		
	ii) each subsequent coat	ditto	173.80	307.00	ditto	18.70	33.05		
	d) Painting guard bars, gates of iron bars, gratings, railing (including standards, braces etc.) and similar open work:-								
	i) first coat	100 Sft.	139.05	230.25	sq.m	14.95	24.75		
	ii) each subsequent coat	ditto	118.20	192.60	ditto	12.70	20.70		
	e) Painting fillets, framings, skirtings, pipes, gutters and similar linear work not exceeding 6" in girth:-								

MRS, BI-ANNUAL PERIOD (1st AUGUST, 2012 TO 31st JANUARY, 2013) DISTRICT JHELUM

Sr. No.	Description	Rate (British System)			Rate (Metric System)			Spec. No.	Remarks
		Unit	Labour	Composite	Unit	Labour	Composite		
	i) first coat	100 Lft.	118.20	209.40	Metre	3.90	6.85		
	ii) each subsequent coat	ditto	83.40	157.80	ditto	2.75	5.20		
f)	Painting small detached articles, not exceeding one square foot (Sq.m) of painted surface:-								
	i) first coat	100 Nos.	350.65	522.25	100 Nos.	350.65	522.25		
	ii) each subsequent coat	ditto	316.80	408.00	ditto	316.80	408.00		
g)	Painting small detached articles, exceeding one square foot (Sq.m) but not exceeding three square feet (Sq.m) of painted surface:-								
	i) first coat	100 Nos	801.45	1312.65	100 Nos	801.45	1312.65		
	ii) each subsequent coat	ditto	465.75	721.35	ditto	465.75	721.35		
5	Painting new surface:-							27.1	
a)	Preparing surface and painting corrugated surface, patent roofing, etc.							27.2 &	
	i) priming coat.	100 Sft.	348.35	571.55	sq.m	37.50	61.50	27.9	
	ii) each subsequent coat of paint.	ditto	122.20	335.80	ditto	13.15	36.15		
b)	Preparing surface and painting sashes, fan light, glazed or gauzed doors and windows etc. any type (including edges):-								
	i) priming coat.	100 Sft.	146.65	300.85	sq.m	15.80	32.35		
	ii) each subsequent coat of paint.	ditto	100.10	221.30	ditto	10.75	23.80		
c)	Preparing surface and painting of doors and windows any type (including edges):-								
	i) priming coat.	100 Sft.	348.35	567.95	sq.m	37.50	61.10		
	ii) each subsequent coat of paint.	ditto	122.20	335.80	ditto	13.15	36.15		
d)	Preparing surface and painting guard bars, gates of iron bars, gratings, railing (including standards, braces, etc.) and in similar open work:-								
	i) priming coat.	100 Sft.	224.25	357.45	sq.m	24.15	38.45		
	ii) each subsequent coat of paint.	ditto	100.10	221.30	ditto	10.75	23.80		

MRS, BI-ANNUAL PERIOD (1st AUGUST, 2012 TO 31st JANUARY, 2013) DISTRICT JHELUM

Sr. No.	Description	Rate (British System)			Rate (Metric System)			Spec. No.	Remarks
		Unit	Labour	Composite	Unit	Labour	Composite		
e)	Preparing surface and painting of fillets, framing, skirtings, pipes, gutters, and similar linear work not exceeding 6" (150 mm) girth:-								
	i) priming coat.	100 Lft.	177.30	278.10	Metre	5.80	9.10		
	ii) each subsequent coat of paint.	ditto	66.75	166.35	ditto	2.20	5.45		
f)	Preparing surface and painting of small detached articles, not exceeding one sq. ft. (Sq.m) of painted surface:-								
	i) priming coat.	100 Nos.	521.40	1053.60	100 Nos.	521.40	1053.60		
	ii) each subsequent coat of paint.	ditto	256.85	680.45	ditto	256.85	680.45		
g)	Preparing surface and painting of small detached articles, exceeding one Sft. but not exceeding 3 Sft. (Sq.m) of painted surface:-								
	i) priming coat.	100 Nos.	1483.35	2354.55	100 Nos.	1483.35	2354.55		
	ii) each subsequent coat of paint.	ditto	445.50	1205.10	ditto	445.50	1205.10		
h)	Extra for knotting and stopping to priming coat on new surface of wood.	100 Sft.	23.50	38.60	sq.m	2.55	4.15		
6	Applying Khanki Mixture hot to barrage gates:-							27.10	
	i) first coat	100 Sft.	173.80	433.05	sq.m	18.70	46.60		
	ii) second coat	ditto	138.55	303.40	ditto	14.90	32.65		
7	French polishing complete:-							27.6	
	a) on new work	100 Sft.	1770.70	1833.10	sq.m	190.55	197.25		
	b) on old work	ditto	931.55	965.15	ditto	100.25	103.85		
8	Varnishing wood work, including cleaning and preparing surface.								
	a) first coat	100 Sft.	139.05	263.25	sq.m	14.95	28.35		
	b) second coat	ditto	52.15	146.30	ditto	5.60	15.75		
	c) third coat	ditto	52.15	126.70	ditto	5.60	13.65		
9	Bitumen coating to plastered or cement concrete surface:-								

MRS, BI-ANNUAL PERIOD (1st AUGUST, 2012 TO 31st JANUARY, 2013) DISTRICT JHELUM

Sr. No.	Description	Rate (British System)			Rate (Metric System)			Spec. No.	Remarks
		Unit	Labour	Composite	Unit	Labour	Composite		
	i) 20 lbs. per 100 Sft. (9.07 Kg per Sq.m)	100 Sft.	151.80	1150.80	sq.m	16.35	123.85		
	ii) 14 lbs. per 100 Sft. (6.35 Kg per Sq.m)	ditto	145.75	652.60	ditto	15.70	70.20		
	iii) 10 lbs. per 100 Sft. (4.54 Kg per Sq.m)	ditto	120.25	627.10	ditto	12.95	67.45		
10	Writing letters or figures, per letter, per inch (25 mm) height.	Per No.	6.95	7.55	Per No.	6.95	7.55	27.1	
11	Writing letters or figures at any surface with reflective paint of approved quality and colour per letter per inch height.	Per Letter per inch height	6.95	7.30	Per Letter per 25 mm height	6.95	7.30	27.1	
12	Writing letters of figures on any surface with reflective tape of approved quality and colour per letter per inch (25 mm) height.	ditto	8.15	9.00	ditto	8.15	9.00	ditto	
13	Coaltar painting:							27.8 to 27.11	
	a) first coat, laid hot	100 Sft.	121.95	909.80	sq.m	13.10	97.90		
	b) second coat, laid hot	ditto	73.90	570.20	ditto	7.95	61.35		
14	Solignum painting:-							27.8	
	a) one coat, applied hot	100 Sft.	129.25	155.65	sq.m	13.90	16.75		
	b) two coats, applied hot	ditto	195.80	238.05	ditto	21.05	25.60		
15	Creosote painting:-							ditto	
	a) one coat, applied hot	100 Sft.	155.05	270.25	sq.m	16.70	29.10		
	b) two coats, applied hot	ditto	234.95	428.15	ditto	25.30	46.05		
16	Burning off or rubbing down with pumice stone, old paint from wood work.	100 Sft.	460.70	476.30	sq.m	49.55	51.25	27.3	
17	Removing with caustic soda, old paint from wood work.	100 Sft.	182.15	189.90	sq.m	19.60	20.45	ditto	
18	Painting distance marks for white ground and black lettering on both sides.	Each	34.75	41.35	Each	34.75	41.35	27.1	
19	Painting two feet wide gauges, reading to 10th of a foot (metre).	Per Rft.	69.50	82.25	per Metre	228.05	269.75	ditto	
20	Painting sounding rods and other gauges, reading to 10th	Per Lft.	34.75	38.70	per Metre	114.00	127.00	27.1	

MRS, BI-ANNUAL PERIOD (1st AUGUST, 2012 TO 31st JANUARY, 2013) DISTRICT JHELUM


Sr. No.	Description	Rate (British System)			Rate (Metric System)			Spec. No.	Remarks
		Unit	Labour	Composite	Unit	Labour	Composite		
	of a foot (metre)								
21	Painting leveling staves.	Per Lft.	108.70	115.05	per Metre	356.45	377.35		
22	a) Painting and lettering mile/Km stones, on both sides:							ditto	
	i) one coat	Each	74.50	120.10	Each	74.50	120.10		
	ii) two coats	ditto	130.35	203.55	ditto	130.35	203.55		
	b) Painting and lettering Furlong/½ Km stones, on both sides:-							27.1	
	i) one coat	Each	9.95	15.35	Each	9.95	15.35		
	ii) two coats	ditto	17.40	26.85	ditto	17.40	26.85		
	c) Painting and lettering Sign posts:-								
	i) one coat	Each	83.40	113.00	Each	83.40	113.00		
	ii) two coats	ditto	137.65	188.05	ditto	137.65	188.05		
23	Removing paint or varnish from wall.	100 Sft.	364.30	-	sq.m	39.20	-	27.12	
24	Scraping from hydraulic gates:-							27.1	
	a) Khanki paint	100 Sft.	728.65	-	sq.m	78.40	-		
	b) Aluminium paint	ditto	728.65	-	ditto	78.40	-		
25	Painting letters with shade.	per letter per inch height	11.10	11.10	per letter per 25 mm height	11.10	11.10	27.1	
26	Scraping rust from old rail or girders.	100 Sft.	546.50	585.50	sq.m	58.80	63.00	27.9 27.10	
27	Chiselling old paint from brick work.	100 Sft.	728.65	758.65	sq.m	78.40	81.65	27.12	
28	Cleaning glasses with chalk and spirit, etc.	100 Sft.	607.20	621.40	sq.m	65.35	66.85		
29	Cleaning and oiling rafter or rolled steel beams.	100 Sft.	182.15	225.80	sq.m	19.60	24.30	27.9	
30	Cleaning and painting punkha poles, including fixing	Each	115.50	123.30	Each	115.50	123.30	27.3	

MRS, BI-ANNUAL PERIOD (1st AUGUST, 2012 TO 31st JANUARY, 2013) DISTRICT JHELUM

Sr. No.	Description	Rate (British System)			Rate (Metric System)			Spec. No.	Remarks
		Unit	Labour	Composite	Unit	Labour	Composite		
	hooks.								
31	Preparing surface and painting with emulsion paint:-						27.12		
	a) first coat	100 Sft.	176.95	358.80	sq.m	19.05	38.60		
	b) 2nd and each subsequent coat	ditto	135.70	278.30	ditto	14.60	29.95		
32	Preparing surface and painting with water proof coloured cement finish, like duracem, buxcem or other finishes with similar specifications, on walls, etc.						27.12		
	a) new surface:								
	i) 1st coat	100 Sft.	176.95	256.15	sq.m	19.05	27.55		
	ii) 2nd and subsequent coat	ditto	135.70	205.10	ditto	14.60	22.05		
	b) old surface:								
	i) 1st coat	100 Sft.	176.95	210.30	sq.m	19.05	22.65		
	ii) 2nd and subsequent coat	ditto	135.70	168.40	ditto	14.60	18.10		
32A	Providing and applying weather shield paint of approved quality on external surface of building including preparation of surface, application of primer complete in all respect:								
	a) new surface:								
	i) 1st coat	%sft	599.30	1056.30	sq.m	64.50	113.65		
	ii) 2nd coat	%sft	329.00	530.00	sq.m	35.40	57.05		
	b) old surface:	%sft	329.00	530.00	sq.m	35.40	57.05		
33	Painting traffic lane 5" (125 mm) wide, with road marking enamel.	Per Rft.	1.05	1.90	Metre	3.40	6.25		
34	Painting traffic lane 5" (125 mm) wide with reflective chlorinated rubber (CR) paint including glass beads complete in all respect.	Per Rft.	1.25	9.30	Metre	4.05	30.45	AASHTO M248-91 (2000)	
35	Repainting of ceiling fan (all sizes and types), including painting of blades, canopy, suspension rod and regulator, with suitable enamel paint.	Per Job	41.95	74.35	Job	41.95	74.35	Rates shall be reduced by Rs.0.50 P.Rft or Rs.1.65 P.Mtr. If glass beads are not used.	
36	Repainting of iron poles with cross arms, with bitumen or	Per Job	97.90	214.30	Job	97.90	214.30		

MRS, BI-ANNUAL PERIOD (1st AUGUST, 2012 TO 31st JANUARY, 2013) DISTRICT JHELUM

Sr. No.	Description	Rate (British System)			Rate (Metric System)			Spec. No.	Remarks
		Unit	Labour	Composite	Unit	Labour	Composite		
	other approved paint.								
37	Repainting of pipes and specials of G.I., M.S. or conduit, etc., fixed for on surface electric wiring, with approved paint:								
	i) upto 40 mm (1½") dia	Per Rft.	0.90	2.95	Metre	2.95	6.60		
	ii) above 40 mm (1½") to 50 mm (2") dia	ditto	1.80	3.70	ditto	5.85	12.20		
	iii) above 50 mm (2") to 100 mm (4") dia	ditto	3.00	5.85	ditto	9.80	19.25		
38	Repainting main switches and branch distribution boards of all sizes and types, with approved paint (complete set).	Per Job	19.40	65.95	Job	19.40	65.95		
39	Extra labour for painting, varnishing, etc. from 20' (6.10 m) height and above, for every additional 10' (3.05 m) height, or part thereof, requiring scaffolding.	100 Sft. per coat	58.30	-	sq.m	6.25	-	The height will be taken from the floor, roof or ground underneath, as the case may be on the side towards which the work is to be done.	



14. LINING OF CANALS

- 1 Rates for all finished works include the removal of surplus debris, unused material and byproducts
- 2 The rates also include curing for specified period wherever necessary.
- 3 Nominal dimension of tile or brick shall be taken for the purpose of measurement and payment.

MRS, BI-ANNUAL PERIOD (1st AUGUST, 2012 TO 31st JANUARY, 2013) DISTRICT JHELMUM

Sr. No.	Description	Rate (British System)			Rate (Metric System)			Spec. No.	Remarks
		Unit	Labour	Composite	Unit	Labour	Composite		
1	Formation, dressing and preparing sub-grade:-							28.1 to 28.3	
	a) in bed	100Sft.	402.50	-	sq.m	43.30	-		
	b) on slope	ditto	549.10	-	ditto	59.10	-		
2	Stabilized layer of cement, sand ratio 1:30, 2" (50 mm) thick on slope.	100Sft.	966.25	1441.45	sq.m	103.95	155.10	ditto	
3	Cement plaster ½" (13 mm) thick ratio 1:10.							ditto	
	a) in bed	100Sft.	704.20	930.85	sq.m	75.75	100.15		
	b) on slope	ditto	875.15	1101.80	ditto	94.15	118.55		
4	Cement plaster 3/8" (10 mm) thick ratio 1:3.							ditto	
	a) in bed	100Sft.	704.20	1097.05	sq.m	75.75	118.05		
	b) on slope	ditto	875.15	1268.05	ditto	94.15	136.45		
5	Cement plaster 1½" (40 mm) thick ratio 1:6.							ditto	
	a) in bed	100Sft.	875.15	1824.25	sq.m	94.15	196.30		
	b) on slope	ditto	1083.70	2032.80	ditto	116.60	218.75		
6	Tile lining 12"x6"x2" (300x 150x50 mm) in 1:6 cement, sand mortar:-							28.2 to 28.3	The rates are only for laying tiles over 1/8" (3 mm) thick layer of 1:6 mortar. Items 1 to 5 above are payable separately.
	a) in bed	100Cft.	4092.00	13671.70	cu.m	1445.30	4828.85		
	b) on slope	ditto	4694.25	14273.95	ditto	1658.00	5041.55		
7	Tile lining 12"x6"x2" (300x150x50 mm) in 1:3 cement, sand mortar:-							28.2 to 28.3	The rates are only for laying tiles over 1/8" (3 mm) thick layer of 1:3 mortar. Items 1 to 5 above are payable separately.
	a) in bed	100Cft.	4092.00	14960.40	cu.m	1445.30	5284.00		
	b) on slope	ditto	4694.25	15562.65	ditto	1658.00	5496.75		

MRS, BI-ANNUAL PERIOD (1st AUGUST, 2012 TO 31st JANUARY, 2013) DISTRICT JHELUM

Sr. No.	Description	Rate (British System)			Rate (Metric System)			Spec. No.	Remarks
		Unit	Labour	Composite	Unit	Labour	Composite		
8	Brick lining 9"x4½"x3" (225x113x75 mm) in 1:6 cement, sand mortar:-							28.2	The rates are only for laying bricks over 1/8" (3 mm) thick layer of 1:6 mortar. Items 1 to 5 above are payable separately.
	a) in bed	100Cft.	4092.00	15579.70	cu.m	1445.30	5502.75		
	b) on slope	ditto	4694.25	16181.95	ditto	1658.00	5715.45		
9	Brick lining 9"x4½"x3" (225x113x75 mm), in 1:3 cement, sand mortar:-							ditto	The rates are only for laying bricks over 1/8" (3 mm) thick layer of 1:3 mortar. Items 1 to 5 above are payable separately.
	a) in bed	100Cft.	4092.00	16868.40	cu.m	1445.30	5957.90		
	b) on slope	ditto	4694.25	17470.65	ditto	1658.00	6170.65		
10	Cement concrete lining, using washed screened and graded stone aggregate:-							20.1, 28.1 & 28.3	
	a) in bed:-								
	i) ratio 1:2:4	100Cft.	3597.00	16416.85	cu.m	1270.45	5798.45		
	ii) ratio 1:3:6	ditto	3597.00	14200.20	ditto	1270.45	5015.50		
	iii) ratio 1:4:8	ditto	3597.00	12605.65	ditto	1270.45	4452.30		
	b) on slope:-								
	i) ratio 1:2:4	100Cft.	4153.05	16972.90	cu.m	1466.85	5994.85		
	ii) ratio 1:3:6	ditto	4153.05	14756.25	ditto	1466.85	5211.90		
	iii) ratio 1:4:8	ditto	4153.05	13161.70	ditto	1466.85	4648.70		


15. SHEET PILING

Rates for all finished works include the removal of surplus debris, unused material and by products

MRS, BI-ANNUAL PERIOD (1st AUGUST, 2012 TO 31st JANUARY, 2013) DISTRICT JHELUM									
Sr. No.	Description	Rate (British System)			Rate (Metric System)			Spec. No.	Remarks
		Unit	Labour	Composite	Unit	Labour	Composite		
1	Cutting Ransome and Larson piles.	Per cut	117.50	-	Per cut	117.50	-	29.1-29.3	
2	Cutting universal piles.	Per cut	173.85	-	Per cut	173.85	-	ditto	
3	Driving steel piles, 25' to 30'. (7.5 to 9.0 m)	100Sft.	2299.45	-	sq.m	247.40	-	ditto	1) The rate includes laying and removing of track and also carriage of piles to machine, average distance of 3 chains (90 metre). 2) The rates are for the tackle gangs only supplied by the contractor, Mechanical staff on-machines will be supplied by Government. 3) T-piles and adjustable junction piles will be counted as two piles.
4	Driving steel piles, more than 15' (4.6 m) and less than 25' (7.5 m).	100Sft.	2207.05	-	sq.m	237.50	-	ditto	ditto
5	Driving steel piles, 15' (4.5 m) and under.	100Sft.	1652.65	-	sq.m	177.85	-	ditto	ditto
6	Dollying piles.	Each	146.80	-	Each	146.80	-	ditto	Upto 5' (1.5 m) dollying.
7	Drilling holes in piles by hand.	Each	16.15	-	Each	16.15	-	ditto	
8	Raising and lowering machine.	Per Ft.	2230.80	-	Metre	7317.00	-	ditto	
9	Turning Machine, 90°.	Per Job	3400.30	-	Per Job	3400.30	-	29.1 to 29.3	
10	Turning Machine, 135°.	Per Job	4139.50	-	Per Job	4139.50	-	ditto	
11	Turning Machine, 180°.	Per Job	5607.35	-	Per Job	5607.35	-	29.1 to 29.3	

MRS, BI-ANNUAL PERIOD (1st AUGUST, 2012 TO 31st JANUARY, 2013) DISTRICT JHELUM

Sr. No.	Description	Rate (British System)			Rate (Metric System)			Spec. No.	Remarks
		Unit	Labour	Composite	Unit	Labour	Composite		
12	Travelling machine (light).	Per Chain	6640.90	-	30 M.	6640.90	-	ditto	To be done by hand carts or ramps, including cost of ropes.
13	Loading and unloading piles.	Ton	134.80	-	Tonne	132.65	-	ditto	
14	Dismantling piling machine.	Each	14692.90	-	Each	14692.90	-	ditto	
15	Erecting piling machine.	Each	16953.35	-	Each	16953.35	-	ditto	
16	Carriage of piling machine under different conditions.	per chain	2760.10	-	30 M	2760.10	-	ditto	



16. PROTECTION & DIVERSION WORKS

- 1 Rates for all finished works include the removal of surplus debris, unused material and byproducts
- 2 The composite rates of the items in which stone, boulders, shingle spawl are used do not contain the carriage of the these stone materials, which will be paid separately by road, and/or rail, whichever means of transport is adopted. The supply and carriage to site of work of all other material required in the item, is included in the composite rates.
- 3 The carriage of stone or spawl will be paid on the basis of actual stack measurement (without any reduction factor) of the stone, boulders, shingle or spawl carried.
- 4 Where stone, boulder or spawl is issued from stock and contractor is paid for its carriage and/or labour only; or where such stone product is supplied, carried or handled by the contractor in which no laying is required, the actual stack measurement (without any reduction factor) shall from the basis of payment of supply or carriage of the stone, boulder or spawl, etc. The quantity of finished and completed item of work shall form the basis of laying.
- 5 In case of the items in which the rates include carriage of stakes, bushing, Pilchi, sarkanda or farash, etc. within one mile (1.6 Km.)
 - i) the cost of the carriage within one mile (one Km) shall not be deducted from the carriage charges to follow thereafter from the point of supply.
 - ii) if the site of work happens to be within one mile (one Km.) of the source of supply, the materials will be collected and measured at site of work and no extra carriage would be admissible in such cases.
 - iii) where the site of the work is situated at more than one mile (one Km.) distance from the source of supply, the point of supply will be fixed carefully by the Engineer-in-charge in such a way that the carriage charges would be arrived at, most economically. Extra carriage will be admissible from the place of supply of the material which will be considered its starting point. The demarcation of the place of supply will be pre-determined before calling the tenders.

MRS, BI-ANNUAL PERIOD (1st AUGUST, 2012 TO 31st JANUARY, 2013) DISTRICT JHELUM

Sr. No.	Description	Rate (British System)			Rate (Metric System)			Spec. No.	Remarks
		Unit	Labour	Composite	Unit	Labour	Composite		
1	Cutting pilchi frash or sarkanda including carriage within one mile.	100Cft.	692.20		cu.m	244.45			
2	Weaving mattresses.	100Cft.	1311.55		cu.m	463.20			
3	a) Supplying and filling jute bags 1.25 (0.035 cum) Cft., capacity, with sand or earth, sewing and stacking, in dry.	Per Bag	20.50	35.35	Per Bag	20.50	35.35	The rate does not include supply of sand or earth for filling bags, which will be paid extra.	
	b) Supply and filling jute bags 1.25 (0.35 ccum) Cft. capacity, with sand or earth, sewing and laying in position, under water.	ditto	31.90	46.70	Per Bag	31.90	46.7	-ditto-	
4	a) Supplying and filling jute bags 4 to 5 cft (0.11 to 0.14 cum) capacity, with sand or earth, sewing and stacking, in dry.	Per Bag	49.05	100.60	Per Bag	49.05	100.60	The rate does not include supply of sand or earth for filling bags, which will be paid extra.	

MRS, BI-ANNUAL PERIOD (1st AUGUST, 2012 TO 31st JANUARY, 2013) DISTRICT JHELUM

Sr. No.	Description	Rate (British System)			Rate (Metric System)			Spec. No.	Remarks
		Unit	Labour	Composite	Unit	Labour	Composite		
	b) Supply and filling new jute bags 4 to 5 cft (0.11 to 0.14 cu.m) capacity, with sand or earth, sewing and laying in position, under water.	ditto	70.05	121.60	ditto	70.05	121.6		-ditto-
5	Carriage of jute bags 1.25 Cft. (0.035 cu m) capacity, filled with sand or earth:-								
	a) 1st chain (30 m)	100 Nos	182.15		% Nos	182.15			
	b) 2nd to 4th chain (30 m to 120 m)	Per chain per 100 Nos	65.60		Per 30 m Per 100 Nos/	65.60			
	c) 5th and subsequent chains (150 m and subsequent every 30 m)	ditto	25.50		ditto	25.50			
6	Carriage of new jute bags 4 to 5 Cft.(0.11 to 0.14 cu.m) capacity, filled with sand or earth:-								
	a) 1st chain (1st 30 metre)	100 Nos	728.65		% Nos	728.65			
	b) 2nd to 4th chain (60 m to 120 m)	per chain per 100Nos	255.00		Per 30 m per %Nos	255.00			
	c) 5th and subsequent chains (150 m and subsequent every 30 m)	ditto	98.35		ditto	98.35			
7	Rolling mattresses to river edge and floating, after unrolling:-								
	a) area of matress upto 2,000 Sft. (186 sq.m)	100Sft.	409.85		sq.m	44.10			
	b) area of matress 2,000 to 2,500 Sft. (186 sq.m to 232 sq.m)	100Sft.	683.10		sq.m	73.50			
	c) area of matress over 2,500 Sft. (232 sq.m)	ditto	796.95		ditto	85.75			
8	Sewing empty cement bags in sheets.	100 Nos	637.55	671.15	% Nos	637.55	671.15		
9	Making compact round pilchi, frash or sarkanda round bundles of specified size for the work.	100Cft.	888.05	986.05	cu.m	313.65	348.3		Measured in the shape of compact round bundles and of size specified

MRS, BI-ANNUAL PERIOD (1st AUGUST, 2012 TO 31st JANUARY, 2013) DISTRICT JHELUM

Sr. No.	Description	Rate (British System)			Rate (Metric System)			Spec. No.	Remarks
		Unit	Labour	Composite	Unit	Labour	Composite		
10	Launching the above and placing in position.	100Cft.	437.20		cu.m	154.40			for the work, before filling at site.
11	Supply within 5 chains (150 m):-								
	a) Boulders 9" (225 mm) and above	100Cft.	1318.85		cu.m	465.75			
	b) Over size shingle 3" to 9"(75 to 225 mm)	ditto	881.65		ditto	311.35			
	c) Mixed graded shingle	ditto	1045.60		ditto	369.25			
12	Supplying Munj or Patha Trungers 6" (150 mm) mesh to hold 3 Cft. (0.085 cu.m)	Each	56.95	99.55	Each	56.95	99.55		
13	Providing and weaving G.I. wire netting for wire crates, with G.I. wire of approved size (including siding and partition to make crate):-								
	a) 6" (150 mm) mesh								
	i) 15 SWG wire	100Sft.	729.95	988.70	sq.m	78.55	106.40		
	ii) 10 SWG wire	ditto	782.10	1622.10	ditto	84.15	174.55		
	iii) 8 SWG wire	ditto	782.10	2099.20	ditto	84.15	225.9		
	b) 4" (100 mm) mesh								
	i) 15 SWG wire	100Sft.	938.50	1355.20	sq.m	101.00	145.8		
	ii) 10 SWG wire	ditto	1042.80	2300.30	ditto	112.20	247.50		
	iii) 8 SWG wire	ditto	1042.80	3014.30	ditto	112.20	324.35		
14	Providing and laying shingle on top of bund, including handling of materials within three chains.	100Cft.	455.40	785.40	cu.m	160.85	277.40		
15	Supply and dumping at site, without boat, including handling of materials within three chains (90 m)								
	a) stone or boulder	100Cft.	796.95	1258.95	cu.m	281.45	444.6	The rate includes supply of brick bats to site of work.	
	b) shingle or spawl	ditto	796.95	1126.95	ditto	281.45	398		
	c) brick bats	ditto	614.80	1472.80	ditto	217.15	520.20		
16	Supply and dumping by boat, including loading into boat within three chains (90 m) lead, and hire charges of boat and boatman.								
	a) stone or boulder	100Cft.	1386.00	1848.00	cu.m	489.55	652.7	The rate includes supply of brick bats to site of work.	
	b) shingle or spawl	ditto	1386.00	1716.00	ditto	489.55	606.10		

MRS, BI-ANNUAL PERIOD (1st AUGUST, 2012 TO 31st JANUARY, 2013) DISTRICT JHELUM

Sr. No.	Description	Rate (British System)			Rate (Metric System)			Spec. No.	Remarks
		Unit	Labour	Composite	Unit	Labour	Composite		
	c) brick bats	ditto	1203.85	2061.85	ditto	425.20	728.25		
17	Providing and filling brick bats in crates (excluding cost of crates).	100Cft.	1054.00	1912.00	cu.m	372.30	675.35		The rate includes supply of brick bats to site of work.
18	Supplying and filling bricks in crates and hand packing (excluding cost of crates).	100Cft.	1281.70	11721.70	cu.m	452.70	4140.1		The rate includes supply of bricks to site of work.
19	Supply and filling in wire crates, including sewing crates (excluding cost of crates):-								
	i) stone or boulder	100Cft.	1463.90	1925.90	cu.m	517.05	680.20		
	ii) shingle or spawl	ditto	1463.90	1793.90	ditto	517.05	633.60		
20	Extra for anchoring boat, for dumping by boats or tipping crates.	100Cft.	160.30	-	cu.m	56.60	-		
21	Extra for tipping crates (in addition to anchoring boats).	100Cft.	801.50	-	cu.m	283.10	-		
22	Pilchi reventment, including carriage upto one mile (1.6 km.)	100Sft.	455.40	955.40	sq.m	49.00	102.8	30.1	
23	Surface protection with pilchi mattresses, carriage upto one mile (1.6 Km).	100Sft.	1138.50	1188.50	sq.m	122.50	127.90	ditto	
24	Pilchi, sarkanda or frash pitching on slopes, including supply of pilchi, sarkanda or frash within one mile, (1.6 km) also supply and driving of pegs 1½' (460 mm) long sharpened at one end and, tying with wire or Munj Ban (excluding cost of placing earth between rolls).	100Sft.	2525.35	3609.05	sq.m	271.75	388.35		The cost of placing earth between rolls shall be paid separately, as earthwork.
25	Constructing Groynes upto 5' (1.5 m) height, with single row of wooden vertical stakes 7" to 12" (175 to 300 mm) dia, 1' (300 mm) apart, average lead one mile (1.6 km.)	100Sft.	848.10	933.70	sq.m	91.25	100.45		Measurement to be made of the area of elevation on one face only.
26	Construction Groynes upto 10' (3.0 m) height, with double row of wooden vertical stakes 7" to 12" (175 to 300 mm) dia, 2' (600 mm) apart, average lead one mile (1.6 Km).	100Sft.	1465.20	1567.25	sq.m	157.65	168.65		
27	Providing and laying stone pitching/filling, dry hand packed, as filling behind retaining walls or in pitching and aprons.	100Cft.	917.40	1646.40	cu.m	324.05	581.5		
28	Providing and laying stone pitching with hammer dressed stones on surface, laid in courses.	100Cft.	2687.85	3335.85	cu.m	949.35	1178.2		

MRS, BI-ANNUAL PERIOD (1st AUGUST, 2012 TO 31st JANUARY, 2013) DISTRICT JHELUM

Sr. No.	Description	Rate (British System)			Rate (Metric System)			Spec. No.	Remarks
		Unit	Labour	Composite	Unit	Labour	Composite		
29	Providing and laying stone pitching, for top layer only:-								
	a) one slope	100Cft.	2247.30	2895.30	cu.m	793.75	1022.6		
	b) on level	ditto	2019.60	2667.60	ditto	713.30	942.2		
30	Providing and laying stone or spawl filling:-								
	a) on level	100Cft.	602.25	902.25	cu.m	212.70	318.70		
	b) on slope	ditto	737.35	1037.35	ditto	260.45	366.4		
31	Providing and laying stone pitching, hand packed, with surface levelled off to the correct section and voids filled in 1:8 cement, sand mortar, in floors of bridges along banks and in appons etc.								
	i) top layer on slope	100Cft.	2965.50	5330.00	cu.m	1047.40	1882.55		
	ii) top layer on level	ditto	2737.80	5102.30	ditto	967.00	1802.15		
	iii) stone pitching/filling on slope or on level (other than top layer).	ditto	1588.30	4033.75	ditto	561.00	1424.75		
32	Grouting stone pitching or apron, etc. in:-								
	a) cement, sand mortar 1:3	100Sft.	1019.45	4397.45	sq.m	109.70	473.15		
	b) cement, sand mortar 1:8	ditto	864.60	2581.10	ditto	93.05	277.70		
33	Sand grouting in stone apron, with high pressure hose.	100Sft.	345.20	945.20	sq.m	37.15	101.70		
34	Grouting stone filling or pitching, with bajri.	100Cft.	569.25	1217.25	cu.m	201.05	429.95		
35	Removing stone and repitching hand packed, on slopes or level after making good damaged slope/portion.	100Cft.	2107.50	-	cu.m	744.35	-		
36	Collecting and stacking boulders from nullah beds or loose shale, or from any other site, within 3 chains (90 m) lead.	100Cft.	728.65	-	cu.m	257.35	-		
37	Levelling and dressing stone filling under blocks and grouting with shingle.	100Cft.	602.25	1250.25	cu.m	212.70	441.60		
38	Grouting jharies between blocks with bajri.	100Cft.	602.25	1034.25	cu.m	212.70	365.30		
39	Breaking stone into spawls and stacking	100Cft.	546.50	-	cu.m	193.00	-		
	<u>Canal and Roads</u>								

MRS, BI-ANNUAL PERIOD (1st AUGUST, 2012 TO 31st JANUARY, 2013) DISTRICT JHELUM

Sr. No.	Description	Rate (British System)			Rate (Metric System)			Spec. No.	Remarks
		Unit	Labour	Composite	Unit	Labour	Composite		
40	Fixing floating spurs, with material from canal plantation within one mile (1.6 Km) lead:-								
	a) upto 2.0' (600 mm) F.S. depth	Each	18.80	-	Each	18.80	-		
	b) above 2.0' to 3.0' (600 to 900 mm) F.S. depth	ditto	21.15	-	ditto	21.15	-		
	c) above 3.0' to 4.0' F.S. (900 mm to 1200mm) depth	Each	28.20	-	ditto	28.20	-		
	d) above 4.0' (1200 mm) F.S. depth	ditto	70.55	-	ditto	70.55	-		
41	Staking and bushing from canal plantation, royalty to be paid to Forest Department or cost to private owner, if and when required:-								
	a) i) Cutting and supply unsharpened pegs 3.5' (1.07 m) long, 3" to 6" (75 to 150 mm) dia, within one mile (1.6 Km) lead.	100 Nos	910.80	942.30	% Nos	910.80	942.30		
	ii) Sharpening one end of 3.5' (1.07 m) long pegs, 3" to 6" (75 to 150 mm) dia.	100 Nos	417.10	-	100 Nos	417.10	-		
	iii) Driving pegs 3.5' (1.07 m) long, 3" to 6" (75 to 150 mm) dia (driven 1.0' (300 mm) below the available bed or ground (average).	100 Nos	517.45	-	100 Nos	517.45	-		
	iv) Tying pegs with Munj, Patha ban (one line, including tying around the pegs).	Per Chain of One Row	45.55	75.20	Per 30 Metre of one row	45.55	75.20		
	v) Cutting and supplying brush wood from canal plantation or private owners, lead within one mile (1.6 Km) and wattling between stakes and intertwining (thickness of wattled brushwood 1.0' (300 mm) average).	ditto	648.10	817.30	ditto	648.10	817.30		
	b) i) Cutting and supplying unsharpened pegs 4.0' (1.20 m) long, 3" to 6" (75 to 150 mm) dia, from canal plantation, lead within one mile (1.6 Km).	100 Nos	86.85	122.70	100 Nos	86.85	122.70		
	ii) Sharpening one end of 4' (1.20 M) long pegs, 3" to 6" (75 to 150 mm) dia.	100 Nos	417.10	-	100 Nos	417.10	-		
	iii) Driving pegs 4' (1.20 m) long, 3" to 6" (75 to 150 mm) dia (driven 1.0' (300 mm) below the available bed or ground (average).	100 Nos	635.55	-	100 Nos	635.55	-		

MRS, BI-ANNUAL PERIOD (1st AUGUST, 2012 TO 31st JANUARY, 2013) DISTRICT JHELUM

Sr. No.	Description	Rate (British System)			Rate (Metric System)			Spec. No.	Remarks
		Unit	Labour	Composite	Unit	Labour	Composite		
	iv) Tying pegs with Munj, Patha ban (one line, including tying around the pegs).	Per Chain of one row	45.55		Per 30 M of one row	45.55			
	v) Cutting and supplying brush wood from canal plantation or private source, lead within one mile (1.6 Km). and wattling between stakes and intertwining (thickness of wattled brushwood 1.0' (300 mm) average).	ditto	1600.50		ditto	1600.50			
c)	i) Cutting and supplying unsharpened pegs 5.0' (1.5 m) long, 3" to 6" (75 to 150 mm) dia, from canal plantation, lead within one mile (1.6 Km).	100 Nos	108.60	153.45	100 Nos	108.60	153.45		
	ii) Sharpening one end of 5' (1.5 m) long pegs, 3" to 6" (75 to 150 mm) dia.	100 Nos	440.60	-	100 Nos	440.60	-		
	iii) Driving pegs 5' (1.5 m) long, 3" to 6" (75 to 150 mm) dia (driven 1.5' (450 mm) below the available bed or ground (average).	100 Nos	733.90	-	100 Nos	733.90	-		
	iv) Tying pegs with Munj, Patha ban (one line, including tying around the pegs).	Per Chain of one row	45.55	75.20	Per 30 M of one row	45.55	75.20		
	v) Cutting and supplying brush wood from canal plantation or private source, lead within one mile (1.6 Km) and wattling between stakes and intertwining (thickness of wattled brushwood 1.0' (300 mm) average).	Per chain of one row	693.00	929.70	Per 30 M of one row	693.00	929.70		
d)	i) Cutting and supplying unsharpened pegs 6.0' (1.8 m) long, 3" to 6" (75 to 150 mm) dia, from canal plantation, lead within one mile (1.6 Km).	100 Nos	1821.60	1875.40	100 Nos	1821.60	1875.4		
	ii) Sharpening one end of 6' (1.8 m) long pegs, 3" to 6" (75 to 150 mm) dia.	100 Nos	524.05	-	100 Nos	524.05	-		
	iii) Driving pegs 6' (1.8 m) long, 3" to 6" (75 to 150 mm) dia (driven 1.75' (530 mm) below the available bed or ground (average).	100 Nos	880.70	-	100 Nos	880.70	-		
	iv) Tying pegs with Munj, Patha ban (one line,	Per			Per Chain				

MRS, BI-ANNUAL PERIOD (1st AUGUST, 2012 TO 31st JANUARY, 2013) DISTRICT JHELUM

Sr. No.	Description	Rate (British System)			Rate (Metric System)			Spec. No.	Remarks
		Unit	Labour	Composite	Unit	Labour	Composite		
	including tying around the pegs).	Chain of one row	45.55	75.20	of one row	45.55	75.20		
	v) Cutting and supplying brush wood from canal plantation or private source, lead within one mile (1.6 Km) and wattling between stakes and intertwining (thickness of wattled brushwood 1.0' (300 mm) average).	ditto	1828.20	2115.65	ditto	1828.20	2115.65		
e)	i) Cutting and supplying unsharpened pegs 6'-1" to 8.0' long (1.85 to 2.45 m), 4" to 8" (100 to 200 mm) dia, from canal plantation, lead within one mile (1.6 Km).	100 Nos	1366.20	1477.80	100 Nos	1366.20	1477.80		
	ii) Sharpening one end of 6'-1" to 8.0' (1.85 to 2.45m) long pegs, 4" to 8" (100 to 200 mm) dia.	100 Nos	667.40	-	100 Nos	667.40	-		
	iii) Driving pegs 6'-1" to 8.0' (1.85 to 2.45 m) long, 3" to 6" (75 to 150 mm) dia driven 2' (600 mm) below the available bed or ground (average).	100 Nos	972.30	-	100 Nos	972.30	-		
	iv) Tying pegs with Munj, Patha ban (one line, including tying around the pegs).	Per chain of one row	45.55	61.95	Per 30 M of one row	45.55	61.95		
	v) Cutting and supplying brush wood from canal plantation or private source, lead within one mile (1.6 Km) and wattling between stakes and intertwining (thickness of wattled brushwood 1.0' (300 mm) average).	Per Chain of one row	2059.20	2397.40	Per 30 M of one row	2059.20	2397.40		
42	Staking with Bamboo from market and bushing from canal plantation or private source (royalty of brushwood to be paid to Forest Department or cost to private owner, if and when required):-								
a)	i) Supplying Bamboos 8'-1" to 10.0' (2.46 to 3.05 m) long, 2½" to 5" (63 m to 125 mm) dia.	100 Nos	7200.00	-	100 Nos	7200.00	-		
	ii) Sharpening one end of 8'-1" to 10.0' (2.46 to 30.5 m) long Bomboos, 2½" to 5" (63 to 125 mm) dia.	100 Nos	583.95	-	100 Nos	583.95	-		
	iii) Driving Bamboos 8'-1" to 10.0' (2.46 to 3.05 m) long 2½" to 5" (63 to 125 mm) dia, driven 2.5' (750 mm) below the available bed or ground (average).	100 Nos	1064.20	-	100 Nos	1064.20	-		

MRS, BI-ANNUAL PERIOD (1st AUGUST, 2012 TO 31st JANUARY, 2013) DISTRICT JHELUM

Sr. No.	Description	Rate (British System)			Rate (Metric System)			Spec. No.	Remarks
		Unit	Labour	Composite	Unit	Labour	Composite		
	iv) Tying Bamboos 2½" to 5" (63 to 125 mm) dia with Munj, Patha Ban, two lines, including tying around the Bamboos.	Per Chain of one row	68.30	114.80	Per 30 M of one Row	68.30	114.80		
	v) Cutting and supplying brushwood from canal plantation or private source, lead within one mile (1.6 Km), and wattling between stakes and intertwining (thickness of wattled brushwood 1.0' (300 mm) average).	ditto	2517.90	2957.10	ditto	2517.90	2957.10		
b)	i) Supplying Bamboos 10'-1" to 12.0' (3.07 to 3.66 m) long, 2½" to 5" (63 to 125 mm) dia.	100 Nos	-	10800.00	100 Nos	-	10800		
	ii) Sharpening one end of 10'-1" to 12.0' (3.07 to 3.66 m) long Bamboos, 2½" to 5" (63 to 125 mm) dia.	100 Nos	667.40	-	100 Nos	667.40	-		
	iii) Driving Bamboos 10'-1" to 12.0' (3.07 to 3.66 m) long 2½" to 5" (63 to 125 mm) dia, driven 2.75' (840 mm) below the available bed or ground (average).	100 Nos	1155.80	-	100 Nos	1155.80	-		
	iv) Tying Bamboos 2½" to 5" (63 to 125 mm) dia with S.W.G. No. 10 wire, two lines, including tying around the Bamboos and third tie around the top end only.	Per chain of one row	227.70	838.40	Per 30 M of one Row	227.70	838.40		
	v) Cutting and supplying brushwood from canal plantation or private source, lead within one mile (1.6 Km) and wattling between stakes and intertwining (thickness of wattled brushwood 1.0' (300 mm) average).	ditto	3088.80	3646.80	ditto	3088.80	3646.80		
c)	i) Supplying Bamboos 12'-1" to 14.0' (3.68 to 4.27 m) long, 2½" to 5" (63 to 125 mm) dia.	100 Nos	-	11400.00	100 Nos	-	11400.00		
	ii) Sharpening one end of 12'-1" to 14.0' (3.68 to 4.27 m) long Bamboos, 2½" to 5" (63 to 125 mm) dia.	100 Nos	750.80	-	100 Nos	750.80	-		
	iii) Driving Bamboos 12'-1" to 14.0' (3.68 to 4.27 m) long 2½" to 5" dia, driven 3.5' (1.07 mm) below the available bed or ground (average).	100 Nos	1321.05	-	100 Nos	1321.05	-		
	iv) Tying Bamboos 2½" to 5" (63 to 125 mm) dia with S.W.G. No. 10 wire, two lines, including tying around the Bamboos and third tie around the top end only.	Per chain of one row	227.70	838.40	Per 30 M of one row	227.70	838.40		
	v) Cutting and supplying brushwood from canal	ditto	3659.70	4302.30	ditto	3659.70	4302.30		

MRS, BI-ANNUAL PERIOD (1st AUGUST, 2012 TO 31st JANUARY, 2013) DISTRICT JHELUM

Sr. No.	Description	Rate (British System)			Rate (Metric System)			Spec. No.	Remarks
		Unit	Labour	Composite	Unit	Labour	Composite		
	plantation or private source, lead within one mile (1.6 Km) and wattling between stakes and intertwining (thickness of wattled brushwood 1.0' (300 mm) average).								
d)	i) Supplying Bamboos 14'-1" to 16.0' (4.30 to 4.90 m) long, 2½" to 5" (63 to 125 mm) dia.	100 Nos	-	12600.00	100 Nos	-	12600.00		
	ii) Sharpening one end of 14'-1" to 16.0' (4.30 to 4.90 m) long Bamboos, 2½" to 5" (63 to 125 mm) dia.	100 Nos	834.25	-	100 Nos	834.25	-		
	iii) Driving Bamboos 14'-1" to 16.0' long (4.30 to 4.90m) 2½" to 5" (63 to 125 mm) dia, driven 4' (1.20 m) below the available bed or ground (average).	100 Nos	1467.85	-	100 Nos	1467.85	-		
	iv) Tying Bamboos 2½" to 5" (63 to 125 mm) dia with S.W.G. No. 10 wire, two lines, including tying around the Bamboos and third tie around the top end only.	Per Chain of one Row	227.70	838.40	Per 30 M of one Row	227.70	838.40		
	v) Cutting and supplying brushwood from canal plantation or private source, lead within one mile (1.6 Km) and wattling between stakes and intertwining (thickness of wattled brushwood 1.0' (300 mm) average).	ditto	4209.50	4953.50	ditto	4209.50	4953.50		
e)	i) Supplying Bamboos 16'-1" to 20' (4.9 to 6.10 m) long, 2½" to 5" (63 to 125 mm) dia.	100 Nos	-	13200.00	100 Nos	-	13200.00		
	ii) Sharpening one end of 16'-1" to 20' (4.9 to 6.10 m) long Bamboos, 2½" to 5" (63 to 125 mm) dia.	100 Nos	1001.10	-	100 Nos	1001.10	-		
	iii) Driving Bamboos 16'-1" to 20' long (4.9 to 6.10 m) 2½" to 5" (63 to 125 mm) dia, driven 4' (1.20 m) below the available bed or ground (average).	100 Nos	1761.40	-	100 Nos	1761.40	-		
	iv) Tying Bamboos 2½" to 5" (63 to 125 mm) dia with S.W.G. No. 10 wire, two lines, including tying around the Bamboos and third tie around the top end only.	Per Chain of one row	227.70	838.40	Per 30 M of one row	227.70	838.40		
	v) Cutting and supplying brushwood from canal plantation or private source, lead within one mile (1.6 Km) and wattling between stakes and intertwining (thickness of wattled brushwood 1.0' (300 mm) average).	ditto	5263.50	6210.30	ditto	5263.50	6210.30		
43	Cutting and supplying brushwood from canal plantation or from any other source, within one mile (1.6 Km).	100Cft.	227.70	295.20	cu.m	80.40	104.25	Royalty to be paid to the Forest Department or cost to the private owner, if and when required.	

MRS, BI-ANNUAL PERIOD (1st AUGUST, 2012 TO 31st JANUARY, 2013) DISTRICT JHELUM

Sr. No.	Description	Rate (British System)			Rate (Metric System)			Spec. No.	Remarks
		Unit	Labour	Composite	Unit	Labour	Composite		
44	Filling brush wood only, thoroughly packed.	100Cft.	182.15	-	cu.m	64.35	-	Measured in compacted and packed shape before filling.	
45	Covering road 10' to 12' (3.00 to 3.65 m) wide, with 3" (75 mm) sarkanda or jungle upto one chain lead (30 m).	Per Chain	437.20	-	Per 30 M	437.20	-		
46	a) Gachi pitching 1' (300 mm) thick. b) Gachi pitching done with silt clearance and berm dressing.	100Sft. 100Sft.	2368.10 2003.75	- -	Sq.m Sq.m	254.80 215.60	- -		



Finance Department

17. OUTLETS

Rates for all finished works include the removal of surplus debris, unused material and byproducts

MRS, BI-ANNUAL PERIOD (1st AUGUST, 2012 TO 31st JANUARY, 2013) DISTRICT JHELUM

Sr. No.	Description	Rate (British System)			Rate (Metric System)			Spec. No.	Remarks
		Unit	Labour	Composite	Unit	Labour	Composite		
1	Earthwork for outlets, excavation refilling, ramming and puddling:-							17.1 to 17.5	Includes consolidation of earth after refilling.
	a) channels, discharge upto 50 cusecs.	Job	759.00	-	Job	759.00	-		
	b) channels, discharge from 51 to 100 cusecs.	Job	1001.90	-	Job	1001.90	-		
	c) channels, discharge from 101 to 200 cusecs.	Job	1518.00	-	Job	1518.00	-		
	d) channels, discharge from 201 to 350 cusecs.	Job	2049.30	-	Job	2049.30	-		
	e) channels, discharge over 350 cusecs.	Job	3036.00	-	Job	3036.00	-		
2	Dismantling outlets:-							18.1	These rates are for total dismantlement and removal of material. The rates do not include earth work for which rates are given in item 1, above.
	a) old types, such as K.G.O's orifices, etc.	Each	759.00	-	Each	759.00	-		
	b) A.P.M. or O.F., "H" upto 2.0 ft. (600 mm)	ditto	1138.50	-	ditto	1138.50	-		
	c) A.P.M. or O.F., "H" from 2.1 ft. to 3.0'. (630 mm to 900 mm)	ditto	1518.00	-	ditto	1518.00	-		
	d) A.P.M. or O.F., "H" above 3.0'. (900 mm)	ditto	1897.50	-	ditto	1897.50	-		
	e) Tail cluster bifurcation	ditto	1138.50	-	ditto	1138.50	-		
	f) Tail cluster trifurcation	ditto	1518.00	-	ditto	1518.00	-		
	g) Tail cluster quardification	ditto	1897.50	-	ditto	1897.50	-		
3	Making temporary A.P.M. bricks block and fixing at site.	Each	344.10	624.90	Each	344.10	624.90	21.1 & 21.2	
4	Dismantling walls, taking out temporary A.P.M. brick block, fixing iron block and rebuilding dismantled walls.	Job	716.75	-	Job	716.75	-	18.1, 21.1 & 21.2	

MRS, BI-ANNUAL PERIOD (1st AUGUST, 2012 TO 31st JANUARY, 2013) DISTRICT JHELUM

Sr. No.	Description	Rate (British System)			Rate (Metric System)			Spec. No.	Remarks
		Unit	Labour	Composite	Unit	Labour	Composite		
5	Dismantling walls and fitting iron block of O.F. outlet.	Each	716.75	-	Each	716.75	-	18.1, 21.1 & 21.2	
6	Constructing, watching and removing bund for outlet built in running water:-							17.1 to 17.2	
	a) upto 3.0' (0.300 m) depth	Each	1821.60	-	Each	1821.60	-		
	b) above 3.0' (0.300 m) depth	ditto	2459.15	-	ditto	2459.15	-		
7	Adjusting "B" of tail cluster by dismantling and rebuilding throat walls.	Each	384.35	772.65	Each	384.35	772.65	18.1, 21.1 & 21.2	
8	Adjusting "Y" of an A.P.M. outlet, including dismantling and rebuilding.	Each	749.10	1380.30	Each	749.10	1380.30	ditto	
9	Extra labour in fixing A.P.M. and O.F. outlet blocks, including dressing of bricks:-							21.1 & 21.2	Rates to be Rs. 4.00 less in case of O.F. outlets, where there is no O.F. iron block.
	a) for channel depth of 5.0'. (1.5 m)	Each	834.25	949.95	Each	834.25	949.95		
	b) for channel depth of 4.0'. (1.2 m)	ditto	625.70	741.40	ditto	625.70	741.40		
	c) for channel depth of 3.0'. (900 mm)	ditto	500.55	616.25	ditto	500.55	616.25		
	d) for channel depth of 2.0'. (600 mm)	ditto	417.10	506.85	ditto	417.10	506.85		
	e) for channel depth of less than 2.0'. (600 mm)	ditto	333.70	397.55	ditto	333.70	397.55		
10	Repairing damaged reducing collar of Hume pipe outlets.	Each	344.10	521.70	Each	344.10	521.70		
11	Laying iron pipes for outlets.	Per Lft.	16.70	-	Metre	54.75	-	21.1, 21.2 & 17.1 to 17.5	
12	Water allowance for constructing outlets or culverts, when canal water is not flowing.	Each	370.40 to 759.00		Each	370.40 to 759.00			At the discretion of the Engineer-in-charge depending upon the distance and source of supply.
13	Hoisting and placing R.C. slab or stone in position on outlets or W.C. culverts.	Each	275.65	-	Each	275.65	-		
14	Fixing pipe outlet, including back filling of earth and puddling:-							17.1 to 17.5 & 21.1 to 21.2	
	a) portion under bank.	Rft.	70.50	78.20	Metre	231.35	256.65		
	b) portion under road, beyond bank.	ditto	30.60	38.30	ditto	100.40	125.7		

MRS, BI-ANNUAL PERIOD (1st AUGUST, 2012 TO 31st JANUARY, 2013) DISTRICT JHELUM

Sr. No.	Description	Rate (British System)			Rate (Metric System)			Spec. No.	Remarks
		Unit	Labour	Composite	Unit	Labour	Composite		
15	Removing pipe outlet, refilling earth and puddling.							17.1 to 17.5	
	a) portion under bank.	Rft.	60.70	-	Metre	199.20	-		
	b) portion under road, beyond bank.	ditto	22.75	-	ditto	74.70	-		
16	Changing pipe outlets by removing one pipe and replacing it at the same site with another pipe complete with earth and puddling.								
	a) portion under bank.	Rft.	83.75	91.45	Metre	274.70	300		
	b) portion under road, beyond bank.	ditto	41.85	49.60	ditto	137.35	162.65		



Finance Department

18. ROAD & ROAD STRUCTURE

- 1 Specification No. correspond to Book of "Standard Specification for Road and Bridge Construction 1971".
- 2 Rates for all finished works include the removal of surplus debris, unused material and byproducts.
- 3 The rates include the provision and maintenance of field test laboratory, pay of laboratory staff, cost of material for testing, etc.

MRS, BI-ANNUAL PERIOD (1st AUGUST, 2012 TO 31st JANUARY, 2013) DISTRICT JHELUM

Sr. No.	Description	Rate (British System)			Rate (Metric System)			Spec. No.	Remarks
		Unit	Labour	Composite	Unit	Labour	Composite		
	Sub-base & base construction								
1	Providing and laying sub-base course of brick on edge 4½" (113 mm) thick, including compaction to required camber and grade.	100Cft.	2405.75	12413.75	cu.m	849.70	4384.55	521-1 to 521-6	The nominal thickness of bricks shall be taken for the purpose of measurement and payment.
2	Providing and laying sub-base course of brick aggregate, including compaction of sub-base course material to required depth, camber, grade & density.	100Cft.	2003.25	3096.45	cu.m	707.55	1093.65	501-1 to 501-6	To be used only when brick aggregate is cheaper than stone aggregate.
3	a) Providing and laying sub-base course of stone product of approved quality and grade, including placing, mixing, spreading and compaction of sub-base material to required depth, camber, grade to achieve 100% maximum modified AASHO dry density, including carriage of all material to site of work except gravel and aggregate.							ditto	
	i) Pit run or bed run gravel.	100Cft.	2003.25	2471.25	cu.m	707.55	872.85		
	ii) Crushed stone aggregate.	100Cft.	2003.25	2795.25	cu.m	707.55	987.3		
	(b) Subsequent carriage of gravel and crushed stone aggregate	100Cft. of consolidated sub-base							1) The carriage of the whole distance to the site of work shall be calculated on the basis of the rates of the actual means of transport used in carriage, i.e. road and/or rail, as the case may be. 2) It shall be payable from the nearest approved quarry. 3) The quantity of pit run

MRS, BI-ANNUAL PERIOD (1st AUGUST, 2012 TO 31st JANUARY, 2013) DISTRICT JHELMUM

Sr. No.	Description	Rate (British System)			Rate (Metric System)			Spec. No.	Remarks
		Unit	Labour	Composite	Unit	Labour	Composite		
4	a) Providing and laying base course of crushed stone aggregate of approved quality and grade, and supply and spreading of stone screening, including placing, mixing, spreading and compaction of base course material to required depth, camber and grade to achieve 100% maximum modified AASHO dry density, including carriage of all materials to site of work except gravel and aggregate.	100Cft.	2234.25	4672.65	cu.m	789.15	1650.40	501-1 to 501-6	or bed run gravel and crushed stone aggregate for payment of carriage shall be taken as per actual loose volume but not more than 120 Cft.
	b) Subsequent carriage of crushed stone aggregate.	100Cft. of consolidated base							1) The carriage for the whole distance to the site of work shall be calculated on the basis of the rates of the actual means of transport used in carriage, i.e. road and/or rail, as the case may be. 2) It shall be payable from the nearest approved quarry. 3) The quantity of crushed stone aggregate for payment of carriage shall be taken as per actual loose volume but not more than 122 Cft.
5	Providing and laying road edging of 3" (75 mm) wide and 9" (225 mm) deep brick on end, complete in all respects.	Per Rft.	5.25	25.30	Metre	17.20	83.00	552-1 to 552-5	
<u>Bituminous Work & Resurfacing.</u>									
6	Providing and laying bituminous priming coat, using 10 lbs. kerosene oil and 10 lbs. binder per 100 Sft. or 0.5 Kg kerosene and 0.5 Kg binder per square metre.	100Sft.	91.10	1077.80	sq.m	9.80	115.95	601-1 to 601-6	
7	Providing and laying bituminous tack coat, using 10 lbs. of bitumen per 100 Sft (0.49 Kg of bitumen per sq.m.)	100Sft.	91.10	571.75	sq.m	9.80	61.50	611-1 to 611-5	
8	a) Providing surface treatment to roads, including supply of bitumen and bajri/crushed stone aggregate o							612-1 to 612-6	

MRS, BI-ANNUAL PERIOD (1st AUGUST, 2012 TO 31st JANUARY, 2013) DISTRICT JHELMUM

Sr. No.	Description	Rate (British System)			Rate (Metric System)			Spec. No.	Remarks
		Unit	Labour	Composite	Unit	Labour	Composite		
	approved quality, including cleaning of road surface, heating and spraying bitumen, spreading bajri and rolling with road roller (including its operation cost, fuel and hire charges, etc.) etc. complete including carriage of all materials to site of work except bajri/crushed stone aggregate.								
	1) 1st coat:-								
	i) 40 lbs. bitumen, and 5.5 Cft. bajri of nominal size 1" (25 mm) per 100 sq. feet or 1.96 Kg bitumen and 0.017 cu.metre bajri per square metre..	100Sft.	89.35	2303.65	Sq.m	9.60	247.85		
	ii) 35 lbs. bitumen, and 4.0 Cft. bajri of nominal size ¾" (20 mm) per %Sft. or 1.72 Kg bitumen and 0.013 cu.metre bajri per sq.metre.	100Sft.	89.35	2013.20	Sq.m	9.60	216.60		
	2) 2nd coat:-								
	i) 25 lbs. bitumen, and 2.75 Cft. bajri of nominal size ½" (13 mm) per %sft or 1.23 Kg bitumen and 0.008 cu. metre bajri per sq.metre.	100Sft.	68.75	1440.85	Sq.m	7.40	155.05		
	ii) 18 lbs. bitumen, and 2.0 Cft. bajri of nominal size 3/8" (10 mm) per %Sft. or 0.89 Kg bitumen and 0.006 cu.metre bajri per sq. metre.	100Sft.	68.75	1057.10	Sq.m	7.40	113.75		
	3) 3rd coat:-								
	14 lbs. bitumen, and 1.5 Cft. bajri of nominal size ¼" (6 mm) per %sft or 0.69 Kg bitumen and 0.005 cubic metre bajri per sq.metre.	100Sft.	47.00	814.35	sq.m	5.05	87.65		
	b) Subsequent carriage of crushed stone aggregate/bajri,	100Cft.			cu.m				
								1) The carriage for the whole distance to the site of work shall be calculated on the basis of the rates of the actual means of transport used in carriage, i.e. road and/or rail, as the case may be.	

MRS, BI-ANNUAL PERIOD (1st AUGUST, 2012 TO 31st JANUARY, 2013) DISTRICT JHELUM

Sr. No.	Description	Rate (British System)			Rate (Metric System)			Spec. No.	Remarks
		Unit	Labour	Composite	Unit	Labour	Composite		
9	a) Resurfacing of road, including supply of bitumen and bajri/crushed stone aggregate of approved quality, including cleaning of road surface, heating and spraying of bitumen, and spreading bajri/crushed stone aggregate and rolling with road roller (including its operation cost, fuel and hire charges, etc.) complete, including carriage of all materials to site of work.							612-1 to 612-6	2) It shall be payable from the nearest approved quarry.
	i) 22 lbs. bitumen, and 2.5 Cft. bajri of nominal size ½" (13 mm) per %Sft. or 1.07 Kg bitumen and bajri 0.007 cu.m per sq.m.	100Sft.	59.55	1268.30	sq.m	6.40	136.45		
	ii) 20 lbs. bitumen, and 2.0 Cft. bajri of nominal size 3/8" (10 mm) per % Sft. or 0.79 Kg bitumen and 0.006 cu.metre bajri per sq.metre.	100Sft.	59.55	1152.30	sq.m	6.40	124.00		
	b) Subsequent carriage of crushed stone aggregate/bajri.	100Cft.			cu.m				Same remarks as against item 8(b) above.
10	Providing and laying plant premixed bituminous carpet, including compaction and finishing to required camber, grade and density.	per inch thickness per 100Sft.			per 25mm thickness per Sq.m			641-1 to 642-6	
	(i) 3% Bitumen	-do-	1020.20	3204.70	-do-	109.80	344.95		
	(ii) 3.5% Bitumen	-do-	1020.20	3499.50	-do-	109.80	376.70		
	(iii) 4% Bitumen	-do-	1020.20	3794.35	-do-	109.80	408.40		
	(iv) 4.5% Bitumen	-do-	1020.20	4089.15	-do-	109.80	440.15		
	(v) 5% Bitumen	-do-	1020.20	4383.80	-do-	109.80	471.85		
	(vi) 5.5% Bitumen	-do-	1020.20	4678.80	-do-	109.80	503.60		
	(vii) 6% Bitumen	-do-	1020.20	4973.65	-do-	109.80	535.35		
11	Scarifying old road surface including removal of debris within 1 chain (30 m).	100Sft.	151.80	-	Sq.m	16.35	-		
<u>Incidental Construction</u>									
12	Providing R.C.C. railing on bridges, as per standard drawing.	Per Rft.	83.50	952.00	Metre	273.90	3123.45	901-1 to 901-4	The rate includes cost of steel, its fabrication, laying in position and fastening, including cost of binding.

MRS, BI-ANNUAL PERIOD (1st AUGUST, 2012 TO 31st JANUARY, 2013) DISTRICT JHELUM

Sr. No.	Description	Rate (British System)			Rate (Metric System)			Spec. No.	Remarks
		Unit	Labour	Composite	Unit	Labour	Composite		
13	Providing and fixing G.I. pipe railing, as per standard drawing.	Per Rft. of 3 rows of Pipes	67.30	669.55	Metre	220.75	2196.65	ditto	wire and removal of rust from the bars, etc.
14	Providing and fixing steel bearings of standard quality and type at site of work.	Each Set of one end	-	2400.00	Each set of one end	-	2400.00	911-1 to 911-6	
15	Providing and fixing rubber bearing pad at site of work.	Per Cu. Inch	-	18.00	cu.cm	-	1.10	ditto	
16	Providing and laying expansion joint of neoprene strip 4"x¼" (100 mmx 6 mm) and plastic bitumen.	Per Rft.	46.20	182.95	Metre	151.60	600.20	921-1 to 921-4	
17	Providing and fixing rain water outlet of A.C. pipe.	Each	23.10	251.25	Each	23.10	251.25	931-1 to 933-4	
18	Providing and erection at site of work:-							941-1 to 941-5	The rate is for complete item of work according to Standard design including cement concrete foundation block and painting letters etc.
	i) R.C.C. mile/Km. stone	Each	1608.95	3664.30	Each	1608.95	3664.30		
	ii) R.C.C. furlong/½ Km. stone	Each	77.40	289.25	Each	77.40	289.25		
	iii) R.C.C. boundary pillar.	Each	145.75	456.30	Each	145.75	456.30		
	iv) Sign post of M.S. plate 1/8" thick (3 mm)								
	a) Mandatory.	Each	510.45	4247.80	Each	510.45	4247.80		
	b) Warning/Direction/Informatory.	Each	493.80	3971.90	Each	493.80	3971.90		
19	Providing and laying dry brick pavement/soling in streets or roads, etc. sand grouted, laid in proper camber, including preparation, watering, compaction of bed to proper camber, and sand cushion.	100Cft.	1876.70	11884.70	cu.m	662.85	4197.70		The nominal thickness of bricks (2-11/16") shall be taken for the purpose of measurement and payment. (9" x 4-3/8"x 2-11/16")

19. PLUMBING, SANITARY INSTALLATION & GAS FITTINGS

- 1 Rates for all finished works include the removal of surplus debris, unused material & by products.
- 2 The material used shall conform to Schedule of Rates, Vol. I, Part I, (Specifications for Materials of Construction, 1964, and the work will be executed according to Buildings & Roads Department Specifications, Vol II, 1966 (Public Health Works).
- 3 The rates include cutting and making good of the surface of walls, roof, floor, etc. where necessary.

MRS, BI-ANNUAL PERIOD (1st AUGUST, 2012 TO 31st JANUARY, 2013) DISTRICT JHELMUM

Sr. No.	Description	Rate (British System)			Rate (Metric System)			Spec. No.	Remarks
		Unit	Labour	Composite	Unit	Labour	Composite		
1	Providing and fitting glazed earthen ware water closet European type, excluding seat and cover:-								
	i) white	Each	262.35	1,953.55	Each	262.35	1,953.55		
	ii) coloured	Each	262.35	2,133.55	Each	262.35	2,133.55		
2	Providing and fixing, double seat and cover only.								
	i) bakelite	Each	3.05	321.05	Each	3.05	321.05		
	ii) plastic	Each	3.05	219.05	Each	3.05	219.05		
3	Providing and fitting glazed earthen ware water closet, squatter type (Orisa pattern), combined with foot rest.								
	i) white	Each	203.80	1,103.35	Each	203.80	1,103.35		
	ii) coloured	Each	203.80	1,295.35	Each	203.80	1,295.35		
4	Providing and fitting white glazed earthen ware water closet, squatter type, with separate foot rest.	Each	203.80	1,931.80	Each	203.80	1,931.80		
5	Providing and fitting water closet, squatter type of terrazzo concrete.	Each	203.80	527.35	Each	203.80	527.35		
6	Providing and fitting glazed earthen ware wash hand basin 56x40 cm (22"x16") including bracket set, waste pipe and waste coupling, etc.								
	i) white, with pedestal	Each	260.70	2,336.70	Each	260.70	2,336.70		
	ii) coloured, with pedestal	Each	260.70	2,528.70	Each	260.70	2,528.70		
	iii) white, without pedestal	Each	232.25	1,594.25	Each	232.25	1,594.25		
	iv) coloured, without pedestal	Each	232.25	1,660.25	Each	232.25	1,660.25		
7	Providing and fixing stainless steel sink with drain board, size 120x60 cm (48"x24") including bracket set, waste pipe and waste coupling.	Each	232.25	4,311.55	Each	232.25	4,311.55		
8	Providing and fitting terrazzo concrete sink 60x45 cm (24"x18")	Each	232.25	996.35	Each	232.25	996.35		

MRS, BI-ANNUAL PERIOD (1st AUGUST, 2012 TO 31st JANUARY, 2013) DISTRICT JHELUM

Sr. No.	Description	Rate (British System)			Rate (Metric System)			Spec. No.	Remarks
		Unit	Labour	Composite	Unit	Labour	Composite		
	with drain board of mosaic, including bracket set, waste pipe and waste coupling.								
9	Providing and fixing glazed earthen ware sink, including bracket set, waste pipe and waste coupling:-								
	i) 60x45 cm (24"x18")	Each	232.25	1,557.45	Each	232.25	1,557.45		
	ii) 37.5x45 cm (15"x18")	Each	232.25	1,377.45	Each	232.25	1,377.45		
10	Providing and fixing glazed earthen ware flat back urinal.	Each	146.85	835.25	Each	146.85	835.25		
11	Providing and fitting glazed earthen ware low down flushing cistern 13.63 litres (3 gallons) capacity, including bracket set, copper connection, etc.								
	i) white	Each	232.25	1,215.75	Each	232.25	1,215.75		
	ii) coloured	Each	232.25	1,287.75	Each	232.25	1,287.75		
12	Providing and fitting plastic made low down flushing cistern 1363 litre (3 gallons) capacity, including bracket set, copper connection, etc. complete.								
	i) white	Each	232.25	1,047.75	Each	232.25	1,047.75	If rubber connection is used, the composite rate will be reduced by Rs. 12.50	
	ii) coloured	Each	232.25	1,047.75	Each	232.25	1,047.75		
13	Providing and fixing white enameled cast iron low down flushing cistern 13.63 litres (3 gallons) capacity, including bracket set, copper connection, etc.	Each	232.25	1,227.80	Each	232.25	1,227.80		
14	Providing and fixing cast iron high level flushing cistern including cost of bracket set, copper connection, etc.								
	i) 13.63 litres (3 gallons) capacity	Each	246.90	2,352.50	Each	246.90	2,352.50		
	ii) 4.55 litres (1 gallon) capacity	Each	246.90	1,512.50	Each	246.90	1,512.50		
15	Providing and fixing, chromium plated soap dish.	Each	14.70	182.90	Each	14.70	182.90		
16	Providing and fitting, glazed earthen ware soap dish.								
	i) white	Each	14.70	462.50	Each	14.70	462.50		
	ii) coloured	Each	14.70	210.50	Each	14.70	210.50		
17	Providing and fixing, chromium plated toilet paper holder.	Each	19.60	391.10	Each	19.60	391.10		
18	Providing and fixing, chromium plated towel rail:-								

MRS, BI-ANNUAL PERIOD (1st AUGUST, 2012 TO 31st JANUARY, 2013) DISTRICT JHELUM

Sr. No.	Description	Rate (British System)			Rate (Metric System)			Spec. No.	Remarks
		Unit	Labour	Composite	Unit	Labour	Composite		
	i) 60 cm (24") long, and 2 cm (¾") dia.	Each	19.60	343.20	Each	19.60	343.20		
	ii) 50 cm (20") long, and 1.5 cm (½") dia.	Each	19.60	283.20	Each	19.60	283.20		
19	Providing and fixing looking glass 55x40 cm (22"x16") size, and 5 mm thick, first quality.	Each	36.70	356.30	Each	36.70	356.30		
20	Providing and fixing glass shelf 60x13 cm (24"x5"), with 5mm thick glass:-								
	i) with chromium plated brackets and railing.	Each	43.95	339.85	Each	43.95	339.85		
	ii) glass shelf only, without chromium plated brackets and railing.	Each	29.35	73.75	Each	29.35	73.75		
21	Providing and fitting glazed earthen ware shelf 60x13 cm (24"x5"), with chromium plated bracket and railing:-								
	i) White	Each	43.95	895.45	Each	43.95	895.45		
	ii) Coloured	Each	43.95	1,015.45	Each	43.95	1,015.45		
22	Providing and fitting:-								
	i) plastic soap dish	Each	14.70	147.45	Each	14.70	147.45		
	ii) plastic toilet paper holder	Each	19.60	209.50	Each	19.60	209.50		
	iii) plastic towel rail	Each	19.60	227.50	Each	19.60	227.50		
	iv) plastic shelf 60x13 cm (24"x5") with bracket and railing.	Each	19.60	411.10	Each	19.60	411.10		
23	Providing and fixing chromium plated pillar-cock, heavy:-								
	i) 2 cm (¾")	Each	19.60	523.60	Each	19.60	523.60		
	ii) 1.5 cm (½")	Each	19.60	679.60	Each	19.60	679.60		
24	Providing and fixing chromium plated stop cock, heavy:-								
	i) 2 cm (¾")	Each	19.60	259.60	Each	19.60	259.60		
	ii) 1.5 cm (½")	Each	19.60	172.00	Each	19.60	172.00		
25	Providing and fixing underground stop cock 13 mm (½"), with chromium plated cover.	Each	28.25	467.30	Each	28.25	467.30		
26	Providing and fixing chromium plated bib cock:-								
	i) 2 cm (¾")	Each	19.60	331.60	Each	19.60	331.60		
	ii) 1.5 cm (½")	Each	19.60	313.60	Each	19.60	313.60		
27	Providing and fixing chromium plated tee stop cock 15mm (½").	Each	19.60	439.60	Each	19.60	439.60		

MRS, BI-ANNUAL PERIOD (1st AUGUST, 2012 TO 31st JANUARY, 2013) DISTRICT JHELUM

Sr. No.	Description	Rate (British System)			Rate (Metric System)			Spec. No.	Remarks
		Unit	Labour	Composite	Unit	Labour	Composite		
28	Providing and fixing chromium plated shower rose:-								
	i) 1.5x10 cm (½"x4")	Each	19.60	319.60	Each	19.60	319.60		
	ii) 2x15 cm (¾"x6")	Each	19.60	397.60	Each	19.60	397.60		
29	Providing and fixing, chromium plated mixing valve, for wash hand basin, sink or shower.	Each	24.50	1,524.50	Each	24.50	1,524.50		
30	Providing and fixing gun metal peet/gate valve (screwed):-							For brass peet/gate valve (screwed), the composite rates of items (i) to (v) will be reduced by Rs. 66, 77, 95, 107 and 120 respectively.	
	i) 30 mm (1¼") dia	Each	29.35	419.35	Each	29.35	419.35		
	ii) 40 mm(1½") dia	Each	29.35	575.35	Each	29.35	575.35		
	iii) 50 mm(2") dia	Each	29.35	791.35	Each	29.35	791.35		
	iv) 65 mm(2½") dia	Each	29.35	1,253.35	Each	29.35	1,253.35		
	v) 80 mm(3") dia	Each	29.35	1,859.35	Each	29.35	1,859.35		
31	Providing and fitting, chromium plated or brass oxidised, swan neck cock 15 mm (½") dia.								
	i) single way	Each	19.60	361.60	Each	19.60	361.60		
	ii) two way	Each	29.35	623.35	Each	29.35	623.35		
	iii) three way	Each	39.15	753.15	Each	39.15	753.15		
32	Providing and fixing, union brass cock.								
	i) 13 mm (½") dia	Each	19.60	133.60	Each	19.60	133.60		
	ii) 20 mm (¾") dia	Each	19.60	211.60	Each	19.60	211.60		
33	Providing and fixing, floor trap of cast iron, including concrete chamber all round, and C.I. grating:-								
	i) 10x5 cm (4"x2")	Each	58.75	363.50	Each	58.75	363.50		
	ii) 10x7.5 cm (4"x3")	Each	58.75	357.50	Each	58.75	357.50		
34	Providing and fitting "P" trap:-								
	i) 10 cm (4") of cast iron.	Each	48.95	432.65	Each	48.95	432.65		
	ii) 10 cm (4") glazed.	Each	48.95	112.25	Each	48.95	112.25		
35	Providing and fitting 10 cm (4") gully trap, including cement concrete, cost of PVC grating 15x15 cm (6"x6") and masonry chamber 30x30 cm (12"x12").	Each	73.45	591.80	Each	73.45	591.80		
36	Providing and fitting, cast iron soil pipe with:-								
	i) lead caulked, yarn joint:-								

MRS, BI-ANNUAL PERIOD (1st AUGUST, 2012 TO 31st JANUARY, 2013) DISTRICT JHELUM

Sr. No.	Description	Rate (British System)			Rate (Metric System)			Spec. No.	Remarks
		Unit	Labour	Composite	Unit	Labour	Composite		
	a) 10 cm (4") i/d	Per foot	22.85	215.90	Metre	74.90	708.10		
	b) 5 cm (2") i/d	Per foot	9.15	91.25	Metre	29.95	299.35		
	ii) cement caulked joint:-								
	a) 10 cm (4") i/d	Per foot	5.35	144.05	Metre	17.55	472.50		
	b) 5 cm (2") i/d	Per foot	2.15	78.80	Metre	7.00	258.50		
37	Providing and fitting, A.C. soil pipe with cement caulked joint, including all specials:-								
	i) 60 (2¼)" mm i/d	Per foot	4.30	28.25	Metre	14.05	92.60		
	ii) 80 (3") mm i/d	Per foot	4.75	67.35	Metre	15.60	220.90		
	iii) 100 (4") mm i/d	Per foot	5.35	102.00	Metre	17.55	334.60		
	iv) 150 (6") mm i/d	Per foot	7.15	127.15	Metre	23.40	417.15		
38	Providing and fitting cast iron specials, such as tee bend, collar, cross, etc. plain type:-								In case of plug type, the composite rate shall be increased by Rs.2 per kg.
	i) lead caulked joint	Kg	18.90	143.60	Kg	18.90	143.60		
	ii) cement caulked joint	Kg	11.60	108.10	Kg	11.60	108.10		
39	Supply and fitting of cast iron manhole cover with frame, etc. complete.								
	i) 30 cm (12") dia	Each	29.35	173.35	Each	29.35	173.35		
	ii) 45 cm (18") dia	Each	29.35	845.35	Each	29.35	845.35		
	iii) 60 cm (24") dia	Each	46.75	1,426.75	Each	46.75	1,426.75		
40	Providing and fitting R.C.C. pipe 10 cm (4") dia, including laying and jointing in trenches.	Per foot	11.40	36.60	Metre	37.45	120.10		
41	Providing and fitting chromium plated or oxidised, gas cock 6mm (¼"):-								
	i) single way	Each	19.60	187.60	Each	19.60	187.60		
	ii) two way	Each	29.35	281.35	Each	29.35	281.35		
	iii) three way	Each	39.15	471.15	Each	39.15	471.15		
42	Providing and fitting nipple or bush, 6 mm to 10 mm (¼" to 3/8") i/d.	Each	14.70	44.70	Each	14.70	44.70		
43	Providing and fixing, brass gas cock:-								
	a) 15 mm (½") dia	Each	3.05	87.05	Each	3.05	87.05		
	b) 20 mm (¾") dia	Each	111.25	99.05	Each	111.25	99.05		

MRS, BI-ANNUAL PERIOD (1st AUGUST, 2012 TO 31st JANUARY, 2013) DISTRICT JHELUM

Sr. No.	Description	Rate (British System)			Rate (Metric System)			Spec. No.	Remarks
		Unit	Labour	Composite	Unit	Labour	Composite		
44	Providing and fixing brass stop cock/bib cock:-								
	a) 15 mm (½") dia	Each	4.90	76.90	Each	4.90	76.90		
	b) 20 mm (¾") dia	Each	4.90	115.30	Each	4.90	115.30		
45	Hoisting and placing in position, precast R.C. latrine seats.	Each	246.70	-	Each	246.70	-		
	Replacement								
1	Providing and fixing, chromium plated waste coupling:-								
	i) 3 cm (1¼")	Each	29.35	112.15	Each	29.35	112.15		
	ii) 4 cm (1½")	Each	29.35	118.15	Each	29.35	118.15		
2	Providing and fixing rubber plug with chain:-								
	i) 3 cm (1¼")	Each	1.20	45.60	Each	1.20	45.60		
	ii) 4 cm (1½")	Each	1.20	52.80	Each	1.20	52.80		
3	Providing and fixing, waste pipe of PVC:-								
	i) 3 cm (1¼")	Each	14.70	39.90	Each	14.70	39.90		
	ii) 4 cm (1½")	Each	14.70	45.90	Each	14.70	45.90		
4	Providing and fixing, flushing bend of PVC.								
	i) 3 cm (1¼")	Each	13.05	38.25	Each	13.05	38.25		
	ii) 4 cm (1½")	Each	13.05	44.25	Each	13.05	44.25		
5	Providing and fixing chromium plated bottle trap with waste pipe, etc. complete:-								
	i) 3 cm (1¼") i/d	Each	29.35	533.35	Each	29.35	533.35		
	ii) 4 cm (1½")	Each	29.35	653.35	Each	29.35	653.35		
6	Providing and fixing, angle iron brackets for:-								
	i) wash hand basin and cistern	Each	29.35	151.75	Each	29.35	151.75		
	ii) sinks	Each	29.35	166.15	Each	29.35	166.15		
7	Providing and fixing 1.5 cm (½") dia connection, including check nuts, etc.:-								
	i) plastic rubber connection	Each	11.75	42.95	Each	11.75	42.95		
	ii) copper connection	Each	11.75	80.15	Each	11.75	80.15		

MRS, BI-ANNUAL PERIOD (1st AUGUST, 2012 TO 31st JANUARY, 2013) DISTRICT JHELUM

Sr. No.	Description	Rate (British System)			Rate (Metric System)			Spec. No.	Remarks
		Unit	Labour	Composite	Unit	Labour	Composite		
8	Providing and fixing brass ball float valve:-								
	i) 1.5 cm (½") dia	Each	24.50	216.50	Each	24.50	216.50		
	ii) 2.0 cm (¾") dia	Each	24.50	282.50	Each	24.50	282.50		
	iii) 2.5 cm (1") dia	Each	24.50	342.50	Each	24.50	342.50		
	iv) 3 cm (1¼") dia	Each	24.50	372.50	Each	24.50	372.50		
	v) 4.0 cm (1½") dia	Each	24.50	516.50	Each	24.50	516.50		
	vi) 5 cm (2") dia	Each	24.50	900.50	Each	24.50	900.50		



20. SURFACE DRAINAGE

1. Specification No. correspond to Book of Specification (B & R Department) Vol. 11, 1966 (public Health Works).
2. Rates for all finished works include the removal of surplus debris, unused material and by products

MRS, BI-ANNUAL PERIOD (1st AUGUST, 2012 TO 31st JANUARY, 2013) DISTRICT JHELUM									
Sr. No.	Description	Rate (British System)			Rate (Metric System)			Spec. No.	Remarks
		Unit	Labour	Composite	Unit	Labour	Composite		
1	Tega formed of pacca bricks on end, laid in and over cement sand mortar projecting to a height of not more than 6" (150 mm) top of drain along the property side where required, laid to lines, grades, slopes and shape according to the Engineer's drawing:- a) 3" thick (75 mm) i) ratio 1:3 ii) ratio 1:5 B) 4½" thick (113 mm) i) ratio 1:3 ii) ratio 1:5	100Rft ditto 100Rft ditto	771.55 771.55 1,156.85 1,156.85	3,117.25 2,960.95 4,531.95 4,294.30	Metre ditto ditto ditto	25.30 25.30 37.95 37.95	102.25 97.10 148.65 140.85	17.1	
2	Pacca flat brick 3" (75 mm) thick, laid in reimbursement, in cement, sand mortar, on sides of drains and in other works where required. All joints to be completely filled and struck flush:- a) ratio 1:3 b) ratio 1:5 c) ratio 1:6	100Sft. ditto ditto	1,138.35 1,138.35 1,138.35	4,419.15 4,167.75 4,097.00	Sqm. ditto ditto	122.50 122.50 122.50	475.50 448.45 440.85	17.1	
3	Pacca brick on edge, laid in reimbursement, in cement, sand mortar, on sides of drains and on other works where required. All joints to be completely filled and struck flush:- a) ratio 1:3 b) ratio 1:5 c) ratio 1:6	100Sft. ditto ditto	1,618.30 1,618.30 1,618.30	6,567.25 6,163.90 6,063.60	Sqm. ditto ditto	174.15 174.15 174.15	706.65 663.25 652.45	17.1	
4	Pacca flat brick, Herring bond pitching in cement, sand mortar, laid to lines, grades, shapes and slopes as per Engineer's drawing:-							17.2	

MRS, BI-ANNUAL PERIOD (1st AUGUST, 2012 TO 31st JANUARY, 2013) DISTRICT JHELUM

Sr. No.	Description	Rate (British System)			Rate (Metric System)			Spec. No.	Remarks
		Unit	Labour	Composite	Unit	Labour	Composite		
	a) ratio 1:3	100Sft.	1,083.70	4,364.50	Sqm.	116.60	469.60		
	b) ratio 1:5	ditto	1,083.70	4,113.10	ditto	116.60	442.55		
	c) ratio 1:6	ditto	1,083.70	4,042.35	ditto	116.60	434.95		
5	Pacca brick on edge, Herring bond pitching in cement, sand mortar, laid to lines, grades, shapes and slopes as per Engineer's drawing:-							17.2	
	a) ratio 1:3	100Sft.	1,674.80	6,623.75	Sqm.	180.20	712.70		
	b) ratio 1:5	ditto	1,674.80	6,220.40	ditto	180.20	669.30		
	c) ratio 1:6	ditto	1,674.80	6,120.10	ditto	180.20	658.50		
6	Constructing Punjab Standard Drains. of cement concrete 1:2 ½ :5, with cement concrete bedding ratio 1:6:12, complete, laid to lines, grades, slopes and shapes, rendering exposed surface of concrete with 1:1 cement, sand mortar, ¼" (6 mm) thick, as per Engineer's drawing (excluding excavation):-							17.1	
	a) Type I	Per Rft	25.95	76.05	Metre	85.10	249.50		
	b) Type II	ditto	51.90	139.20	ditto	170.15	456.55		
	c) Type III	ditto	67.70	180.70	ditto	222.05	592.75		
	d) Type IV	ditto	80.70	215.40	ditto	264.65	706.55		
	e) Type V	ditto	106.50	294.10	ditto	349.40	964.70		
	f) Type VI	ditto	122.55	336.95	ditto	401.90	1,105.15		
	g) Type VII	ditto	135.80	370.95	ditto	445.45	1,216.70		
	h) Type VIII	ditto	151.70	416.60	ditto	497.50	1,366.40		
	i) Type IX	ditto	203.05	592.00	ditto	666.05	1,941.80		
	j) Type X	ditto	223.05	648.75	ditto	731.55	2,127.95		
	k) Type XI	ditto	249.25	721.35	ditto	817.50	2,366.05		
	l) Type XII	ditto	265.70	765.00	ditto	871.50	2,509.20		
7	Laying R.C.C hume pipes in position, including jointing:-								
	a) 6" to 12" (150 mm to 300 mm) dia	Per Lft.	48.20	51.05	Metre	158.05	167.50		
	b) 12" to 24" (300 mm to 600 mm) dia	ditto	75.50	81.25	ditto	247.65	266.55		
	c) 24" to 36" (600 mm to 900 mm) dia	ditto	96.35	105.05	ditto	316.05	344.50		

21. SEWERAGE

- 1 Specification No. correspond to Book of Specification of B&R Department Vol. II, 1966 (Public Health Works).
- 2 Rate for all finished works include the removal of surplus debris, unused material and byproducts.

MRS, BI-ANNUAL PERIOD (1st AUGUST, 2012 TO 31st JANUARY, 2013) DISTRICT JHELUM

Sr. No.	Description	Rate (British System)			Rate (Metric System)			Spec. No.	Remarks
		Unit	Labour	Composite	Unit	Labour	Composite		
1	Providing and laying R.C.C. pipe, moulded with cement concrete 1:1½:3, with spigot socket or collar joint, etc including cost of reinforcement, conforming to B.S. 591 Part I: 1981, Class "L" including carriage of pipe from factory to site of work, lowering in trenches to correct alignment and grade, jointing, cutting pipes where necessary, finishing and testing, etc., complete							Chapter - 8	
	i) 100 mm (4") i/d	Rft.	13.40	65.85	Metre	43.95	216.00		
	ii) 150 mm (6") i/d	Rft.	16.20	104.05	Metre	53.15	341.30		
	iii) 225 mm (9") i/d	Rft.	31.30	267.10	Metre	102.65	876.10		
2	Providing and laying non-reinforced concrete pipe moulded with cement concrete 1:1½:3, conforming to ASTM Specification C-14-73, Class 2, including carriage of pipe from factory to site of work, lowering in trenches to correct alignment and grade, jointing, cutting pipe where necessary, finishing and testing, etc. complete							ditto	
	i) 100 mm (4") i/d	Rft.	10.05	33.25	Metre	32.95	109.05		
	ii) 150 mm (6") i/d	Rft.	12.15	47.55	Metre	39.85	155.95		
	iii) 200 mm (8") i/d	Rft.	19.50	65.90	Metre	63.95	216.15		
	iv) 225 mm (9") i/d wall thickness 1 inch (25 mm)	Rft.	21.05	83.45	Metre	69.05	273.70		
	v) 250 mm (10") i/d	Rft.	21.45	92.40	Metre	70.35	303.05		
3	Providing and laying R.C.C. pipe sewers, moulded with cement concrete 1:1½:3 conforming to ASTM Specification C-76-79, Class II, Wall B, including carriage of pipe from factory to site of work, lowering in trenches to correct alignment and grade, jointing with rubber ring cutting pipes where necessary, testing, etc., complete							ditto	
	i) 310 mm (12") i/d	Rft.	32.40	339.75	Metre	106.25	1114.40		
	ii) 380 mm (15") i/d	Rft.	40.65	416.30	Metre	133.35	1365.45		
	iii) 460 mm (18") i/d	Rft.	49.05	450.45	Metre	160.90	1477.50		
	iv) 530 mm (21") i/d	Rft.	61.40	580.20	Metre	201.40	1903.05		
	v) 610 mm (24") i/d	Rft.	70.90	695.95	Metre	232.55	2282.70		
	vi) 690 mm (27") i/d	Rft.	103.80	972.40	Metre	340.45	3189.45		
	vii) 760 mm (30") i/d	Rft.	124.45	1038.35	Metre	408.20	3405.80		
	viii) 840 mm (33") i/d	Rft.	154.80	1214.85	Metre	507.75	3984.70		
	ix) 910 mm (36") i/d	Rft.	190.45	1645.75	Metre	624.70	5398.05		

MRS, BI-ANNUAL PERIOD (1st AUGUST, 2012 TO 31st JANUARY, 2013) DISTRICT JHELM

Sr. No.	Description	Rate (British System)			Rate (Metric System)			Spec. No.	Remarks	
		Unit	Labour	Composite	Unit	Labour	Composite			
4	x) 1070 mm (42") i/d	Rft.	247.85	2143	Metre	812.95	7029.05	Chapter-8		
	xi) 1220 mm (48") i/d	Rft.	463.05	2843.3	Metre	1518.8	9326			
	xii) 1370 mm (54") i/d	Rft.	636.85	3560.15	Metre	2088.85	11677.3			
	xiii) 1520 mm (60") i/d	Rft.	815.6	4063.7	Metre	2675.15	13328.95			
	xiv) 1680 mm (66") i/d	Rft.	1269.85	4842.75	Metre	4165.1	15884.2			
	xv) 1830 mm (72") i/d	Rft.	1572.20	5469.90	Metre	5156.80	17941.25			
	Providing and laying R.C.C. pipe sewers, moulded with cement concrete 1:1½:3 conforming to ASTM Specification C-76-79, Class III, Wall B, including carriage of pipes from factory to site of work, lowering in trenches to correct alignment and grade, jointing with rubber ring, cutting pipe where necessary, testing, etc. complete									
	i) 310 mm (12") i/d	Rft.	32.40	410.00	Metre	106.20	1344.80			
	ii) 380 mm (15") i/d	Rft.	40.65	505.05	Metre	133.35	1656.55			
	iii) 460 mm (18") i/d	Rft.	49.05	636.95	Metre	160.95	2089.20			
	iv) 530 mm (21") i/d	Rft.	61.40	778.85	Metre	201.35	2554.65			
	v) 610 mm (24") i/d	Rft.	70.90	905.70	Metre	232.45	2970.70			
	vi) 690 mm (27") i/d	Rft.	103.80	1080.45	Metre	340.40	3543.90			
	vii) 760 mm (30") i/d	Rft.	124.45	1304.15	Metre	408.15	4277.60			
	viii) 840 mm (33") i/d	Rft.	154.80	1452.50	Metre	507.70	4764.20			
	ix) 910 mm (36") i/d	Rft.	190.45	1953.75	Metre	624.70	6408.30			
x) 1070 mm (42") i/d	Rft.	247.85	2539.60	Metre	813.00	8329.90				
xi) 1220 mm (48") i/d	Rft.	469.70	3088.85	Metre	1540.60	10131.45				
xii) 1370 mm (54") i/d	Rft.	646.15	3896.95	Metre	2119.45	12782.00				
xiii) 1520 mm (60") i/d	Rft.	827.25	4820.70	Metre	2713.35	15811.90				
xiv) 1680 mm (66") i/d	Rft.	1288.45	6263.30	Metre	4226.15	20543.60				
xv) 1830 mm (72") i/d	Rft.	1595.50	7729.15	Metre	5233.20	25351.60				
5	Providing and laying R.C.C. pipe sewers, moulded with cement concrete 1:1½:3 conforming to ASTM Specification C-76-79, Class IV, Wall B, including carriage of pipes from factory to site of work, lowering in trenches to correct alignment and grade, jointing with rubber ring cutting pipes where necessary, testing, etc. complete									
	i) 310 mm (12") i/d	Rft.	32.40	511.00	Metre	106.20	1676.05	Chapter - 8		
	ii) 380 mm (15") i/d	Rft.	40.65	638.95	Metre	133.35	2095.70			
	iii) 460 mm (18") i/d	Rft.	49.05	767.00	Metre	160.95	2515.75			
	iv) 530 mm (21") i/d	Rft.	61.40	899.00	Metre	201.35	2948.65			
	v) 610 mm (24") i/d	Rft.	70.90	1028.10	Metre	232.45	3372.20			
	vi) 690 mm (27") i/d	Rft.	103.80	1355.85	Metre	340.40	4447.20			
	vii) 760 mm (30") i/d	Rft.	124.45	1561.15	Metre	408.15	5120.70			
	viii) 840 mm (33") i/d	Rft.	154.80	1735.20	Metre	507.70	5691.55			
	ix) 910 mm (36") i/d	Rft.	190.45	2461.70	Metre	624.70	8074.35			

MRS, BI-ANNUAL PERIOD (1st AUGUST, 2012 TO 31st JANUARY, 2013) DISTRICT JHELMUM

Sr. No.	Description	Rate (British System)			Rate (Metric System)			Spec. No.	Remarks
		Unit	Labour	Composite	Unit	Labour	Composite		
	x) 1070 mm (42") i/d	Rft.	247.85	3017.00	Metre	813.00	9895.70		
	xi) 1220 mm (48") i/d	Rft.	469.70	3634.30	Metre	1540.35	11920.60		
	xii) 1370 mm (54") i/d	Rft.	646.15	4912.95	Metre	2119.65	16114.35		
	xiii) 1520 mm (60") i/d	Rft.	827.25	6197.70	Metre	2713.35	20328.55		
	xiv) 1680 mm (66") i/d	Rft.	1288.45	8050.35	Metre	4226.15	26405.10		
	xv) 1830 mm (72") i/d	Rft.	1595.50	9497.85	Metre	5233.20	31152.95		
6	Lowering of sub-soil water table, by installation of tubewell along sewer line and pumping out water, for excavation i open cutting below sub-soil water level, concreting, curin; laying and jointing pipes, filling haunches, etc. till th completion of sewer line, including disposal of pumped o water:-								1) This rate shall be payable, ir addition to the item of excavation below SSWL for sewers anc manholes under Chapter EARTHWORK 2) The grant of these rates shall be subject to Superintending Engineer' approval. 3) The rate includes cost of providing pumps, POL and al operation charges at the situ of work, etc.
	1) 0-1 ft. (0 to 310 mm) below SSWL	Rft of laid sewer	-	191.00	Metre of laid sewer	-	626.50		
	2) 0-2 ft. (0 to 610 mm) below SSWL	ditto	-	364.55	ditto	-	1195.75		
	3) 0-3 ft. (0 to 910 mm) below SSWL	ditto	-	620.15	ditto	-	2034.05		
	4) 0-4 ft. (0 to 1220 mm) below SSWL	ditto	-	894.75	ditto	-	2934.80		
	5) 0-5 ft. (0 to 1520 mm) below SSWL	ditto	-	1244.80	ditto	-	4082.95		
	6) 0-6 ft. (0 to 1830 mm) below SSWL	ditto	-	1540.10	ditto	-	5051.45		
	7) 0-7 ft. (0 to 2170 mm) below SSWL	ditto	-	1839.60	ditto	-	6033.90		
	8) 0-8 ft. (0 to 2480 mm) below SSWL	ditto	-	2112.40	ditto	-	6928.70		
	9) 0-9 ft. (0 to 2790 mm) below SSWL	ditto	-	2283.30	ditto	-	7489.25		
	10) 0-10 ft. (0 to 3100 mm) below SSWL	ditto	-	2630.50	ditto	-	8628.00		
	11) 0-11 ft. (0 to 3410 mm) below SSWL	ditto	-	2924.70	ditto	-	9592.95		
	12) 0-12 ft. (0 to 3720 mm) below SSWL	ditto	-	3241.60	ditto	-	10632.50		
7	Constructing gully grating chamber, 12"x12", (300x300 mm) complete in all respects							16.2	Pipe connection to be paic separately.
	a) with C.I. gully trap, weighing 81 lbs. (36.75 Kg.) fram hinged safety type	Each	539.00	2480.50	Each	539.00	2480.50		
	b) concrete Gully trap.	ditto	539.00	2255.50	ditto	539.00	2255.50		
8	Constructing standard gully grating chamber, 3'x2½ (900x750 mm), with chinaware trap as per PHED Drawing STD/PD No. 3 of 1977, complete in all respects	Each	1627.80	7065.05	Each	1627.80	7065.05	ditto	Pipe connection to be paic separately.
9	Extra for making and finishing benching floor work i manhole chamber, with 1/8" (3 mm) thick cement finisl	100Sft.	685.75	1116.00	Sq.m	73.80	120.10	14.4	
10	Restoration of brick pavement on edge, over laid servic line, with 2" (50 mm) sand cushion under soling	100Sft.	988.00	2406.40	Sq.m	106.30	258.95	13.1	
11	Restoration of flat brick pavement sand grouted, over 2	100Sft.	599.60	1614.35	Sq.m	64.50	173.70	13.1	

MRS, BI-ANNUAL PERIOD (1st AUGUST, 2012 TO 31st JANUARY, 2013) DISTRICT JHELUM

Sr. No.	Description	Rate (British System)			Rate (Metric System)			Spec. No.	Remarks
		Unit	Labour	Composite	Unit	Labour	Composite		
	(50 mm) thick dry sand cushion, under soling on lai service line.								
12	Restoration of metalled road, on laid service line, including compaction:-						13.1		
	a) Carpeted road, with 2" (50 mm) carpet and 10" (250 mm) depth of stone metal for sub-base and base	100Sft.	2591.25	8857.95	Sq.m	278.80	953.10		
	b) Carpeted road, with 1½" (38 mm) carpet and 6" (150 mm) depth of stone metal, for sub-base and base	100Sft.	1864.80	6546.45	Sq.m	200.65	704.40		
	c) Black Topped Road with two coats of surfacing & 10" (250 mm) depth of stone metal, for sub base & base.	100Sft.	714.60	4257.90	Sq.m	76.90	458.15		
13	Providing and fixing 1¼"x1¼"x3/16" (31x31x5 mm) angle iron step, in manhole chambers, including carriage and setting the same in work to correct lines and level:	Each	68.85	229.65	Each	68.85	229.65	14.7	
14	Fixing manhole frame and cover in R.C.C. slab including carriage to site.	Per set	169.15	-	Per set	169.15	-	ditto	
15	Providing and fixing 3" (75 mm) thick R.C.C. manhole cover, 22" (550 mm) dia, with tee shaped C.I. frame of 20 (500 mm) clear i/d (frame weighing 37.324 Kg. or one maund) as per Standard Drawing STD/PD No. 5, of 1977 complete in all respects	Per set	116.10	2831.70	Per set	116.10	2831.70	ditto	
15-A	Providing and fixing 6" thick R.C.C. manhole cover with tee shaped C.I. frame of 22" I/d (frame weighing 37.324 Kg. or one maund as per Standard Drawing STD/PD No. 6, of 1977, complete in all respects	Per set	230.50	4087.30	Per set	230.50	4087.30		
16	Providing and fixing, 6" (150 mm) thick R.C.C. manhole cover for 22" as per standard drawing STD/PD No. 6 of 1977, complete in all respects	Per set	207.15	2495.00	Per set	207.15	2495.00	ditto	
17	Providing and fixing, 6" (150 mm) thick R.C.C. manhole cover with 3"x3"x¼" (75x75x6mm) angle iron frame, 22 (550 mm) i/d as per standard drawing STD/PD No. 7 of 1977, complete in all respects	Per set	178.20	4006.60	Per set	178.20	4006.60	ditto	
18	Desilting of disposal work collecting tank, including removal of sludge within 3 chains (90 metre)	100Cft.	520.45	574.75	cum	183.85	203.00	16.2	

MRS, BI-ANNUAL PERIOD (1st AUGUST, 2012 TO 31st JANUARY, 2013) DISTRICT JHELUM

Sr. No.	Description	Rate (British System)			Rate (Metric System)			Spec. No.	Remarks
		Unit	Labour	Composite	Unit	Labour	Composite		
19	Providing and installing, C.I. ventilating shaft painted with bituminous paint with foundation bolts, as per PHEI Standard Drawing STD/PD No. 4 of 1977, complete in all respects (except concrete foundation block)							14.6	
	a) 6" (150 mm) i/d shaft								
	i) 18 ft. (5.5 metre) long	Per Cwt	150.55	2305.35	%kg	296.40	4538.10		
	ii) 24 ft. (7.30 metre) long	ditto	167.30	2328.40	ditto	329.30	4583.45		
	iii) 30 ft. (9.15 metre) long	ditto	180.70	2340.40	ditto	355.65	4607.10		
	iv) 36 ft. (11 metre) long	ditto	189.05	2349.15	ditto	372.15	4624.30		
	b) 9" (225 mm) i/d shaft								
	i) 18 ft. (5.5 metre) long	Per Cwt	132.80	2283.80	%kg	261.40	4495.65		
	ii) 24 ft. (7.30 metre) long	ditto	143.10	2293.60	ditto	281.70	4514.95		
	iii) 30 ft. (9.15 metre) long	ditto	153.20	2304.05	ditto	301.60	4535.55		
	iv) 36 ft. (11 metre) long	ditto	184.45	2335.10	ditto	363.05	4596.70		
	c) 12" (300 mm) i/d shaft								
	i) 18 ft. (5.5 metre) long	Per Cwt	117.50	2269.55	%kg	231.35	4467.60		
	ii) 24 ft. (7.30 metre) long	ditto	151.10	2300.30	ditto	297.45	4528.10		
	iii) 30 ft. (9.15 metre) long	ditto	176.30	2324.80	ditto	347.00	4576.35		
20	Silt clearing 10' (3.00 m) dia wells, and removal of slush outside the compound:								
	a) upto 10' (3.00 m) depth of slush	Per well	4266.90	-	Per well	4266.90	-		
	b) beyond 10' (3.00 m) depth of slush	Per well	8401.80	-	Per well	8401.80	-		

22. SINKING OF WELLS

- 1 Rates for all finished works include the removal of surplus debris, unused material and byproducts.
- 2 Well curbs to be laid at spring level or as deep as possible.

MRS, BI-ANNUAL PERIOD (1st AUGUST, 2012 TO 31st JANUARY, 2013) DISTRICT JHELUM

Sr. No.	Description	Rate (British System)			Rate (Metric System)			Spec. No.	Remarks
		Unit	Labour	Composite	Unit	Labour	Composite		
1	Excavation of well in dry upto 20'(6 metre) below ground level, and disposal of soil within one chain (30 metre)								
	a) in ordinary soil or sand :-	1000 Cft.			cu.m				
	i) from 0' to 5' (0 to 1.5 m) depth	ditto	2706.90	-	ditto	95.60	-		
	ii) from 5.1' to 10' (1.5 to 3.0 metre) depth	ditto	2827.10	-	ditto	99.85	-		
	iii) from 10.1' to 15' (3.0 to 4.5 metre) depth	ditto	3180.50	-	ditto	112.35	-		
	iv) from 15.1' to 20' (4.5 metre to 6.0 metre) depth	ditto	3650.50	-	ditto	128.95	-		
	b) in hard soil								
	i) from 0' to 5'(0 to 1.5 metre) depth	1000 Cft.	3297.10	-	cu.m	116.45	-		
	ii) from 5.1' to 10'(1.5 to 3.0 metre) depth	ditto	3446.45	-	ditto	121.75	-		
	iii) from 10.1' to 15'(3.0 to 4.5 metre) depth	ditto	3767.05	-	ditto	133.05	-		
	iv) from 15.1' to 20'(4.5 to 6.0 metre) depth	ditto	4237.05	-	ditto	149.65	-		
	c) in hard strata, such as shingle, gravel, etc.								
	i) from 0' to 5'(0 to 1.5 metre) depth	1000 Cft.	7111.55	-	cu.m	251.20	-		
	ii) from 5.1' to 10'(1.5 to 3.0 metre) depth	ditto	7366.55	-	ditto	260.20	-		
	iii) from 10.1' to 15'(3.0 to 4.5 metre) depth	ditto	7679.85	-	ditto	271.25	-		
	iv) from 15.1' to 20'(4.5 to 6.0 metre) depth	ditto	8244.55	-	ditto	291.20	-		
2	Dry sinking of well, including loading, and removing excavated material within one chain (30 m):-								
	a) in ordinary soil :-								
	i) from 10' to 15'(3.0 to 4.5 m) depth	1000 Cft.	14572.80	-	cu.m	514.70			
	ii) from 15.1' to 20'(4.5 to 6.0 m) depth	ditto	18216.00	-	ditto	643.40			
	iii) from 20.1' to 25'(6.0 to 7.5 m) depth	ditto	21859.20	-	ditto	772.05			
	iv) from 25.1' to 30'(7.5 to 9.0 m) depth	ditto	25502.40	-	ditto	900.75			
	v) from 30.1' to 35'(9.0 to 10.5 m) depth	ditto	29145.60	-	ditto	1029.40			
	vi) from 35.1' to 40'(10.5 to 12.0 m) depth	ditto	32788.80	-	ditto	1158.10			
	vii) from 40.1' to 45'(12.0 to 13.5 m) depth	ditto	36432.00	-	ditto	1286.80			
	viii) from 45'(13.5 Sm) to any depth	ditto	40075.20	-	ditto	1415.45			
	b) in hard soil :-								
	i) from 10' to 15'(3.0 to 4.5 m) depth	1000 Cft.	20037.60	-	cu.m	707.75	-		

MRS, BI-ANNUAL PERIOD (1st AUGUST, 2012 TO 31st JANUARY, 2013) DISTRICT JHELUM

Sr. No.	Description	Rate (British System)			Rate (Metric System)			Spec. No.	Remarks
		Unit	Labour	Composite	Unit	Labour	Composite		
	ii) from 15.1' to 20'(4.5 to 6.0 m) depth	ditto	23680.80	-	ditto	836.40	-		
	iii) from 20.1' to 25'(6.0 to 7.5 m) depth	ditto	27324.00	-	ditto	965.10	-		
	iv) from 25.1' to 30'(7.5 to 9.0 m) depth	ditto	30967.20	-	ditto	1093.75	-		
	v) from 30.1' to 35'(9.0 to 10.5 m) depth	ditto	34610.40	-	ditto	1222.45	-		
	vi) from 35.1' to 40'(10.5 to 12.0 m) depth	ditto	38253.60	-	ditto	1351.10	-		
	vii) from 40.1' to 45'(12.0 to 13.5 m) depth	ditto	41896.80	-	ditto	1479.80	-		
	viii) from 45'(13.5 m) to any depth	ditto	45540.00	-	ditto	1608.45	-		
	c) in hard strata, such as shingle, gravel, etc.								
	i) from 10' to 15'(3.0 to 4.5 m) depth	1000 Cft.	27324.00	-	cu.m	965.10	-		
	ii) from 15.1' to 20'(4.5 to 6.0 m) depth	ditto	30967.20	-	ditto	1093.75	-		
	iii) from 20.1' to 25'(6.0 to 7.5 m) depth	ditto	34610.40	-	ditto	1222.45	-		
	iv) from 25.1' to 30'(7.5 to 9.0 m) depth	ditto	35065.80	-	ditto	1238.50	-		
	v) from 30.1' to 35'(9.0 to 10.5 m) depth	ditto	41896.80	-	ditto	1479.80	-		
	vi) from 35.1' to 40'(10.5 to 12.0 m) depth	ditto	45540.00	-	ditto	1608.45	-		
	vii) from 40.1' to 45'(12.0 to 13.5 m) depth	ditto	49183.20	-	ditto	1737.15	-		
	viii) from 45'-1" (13.5 m) to any depth	ditto	52826.40	-	ditto	1865.85	-		
3	Wet sinking of well in ordinary soil (value of C upto 5), for depths below spring level, including charges of machinery, shoring, kentledge and removal of excavated spoil within one chain (30 m):-							*841-1 to 841-9	The outer dimensions of the curb shall form basis of payment.
	i) from 0' to 10'(0 to 3.0 m) depth	1000 Cft.	22983.55	-	cu.m	811.80	-		
	ii) above 10' to 20'(3.0 to 6.0 m) depth	ditto	48840.00	-	ditto	1725.05	-		
	iii) above 20' to 30'(6.0 to 9.0 m) depth	ditto	60110.75	-	ditto	2123.10	-		
	iv) above 30' to 40'(9.0 to 12.0 m) depth	ditto	78144.00	-	ditto	2760.05	-		
	v) above 40' to 50'(12.0 to 15.0 m) depth	ditto	86826.65	-	ditto	3066.70	-		
	vi) above 50' to 60'(15.0 to 18.0 m) depth	ditto	97680.00	-	ditto	3450.05	-		
	vii) above 60' to 70'(18.0 to 21.0 m) depth	ditto	100184.60	-	ditto	3538.50	-		
	viii) above 70' to 80'(21.0 to 24.0 m) depth	ditto	102821.05	-	ditto	3631.65	-		
	ix) above 80'(24.0 m) to any depth	ditto	111634.30	-	ditto	3942.90	-		
4	Wet sinking of well in cohesive soil (value of C more than 5), for depths below spring level, including charges of machinery shoring, kentledge and removal of excavated spoil within one chain (30 m):-							*841-1 to 841-9	The outer dimensions of the curb shall form basis of payment.
	i) from 0' to 10'(0 to 3.0 m) depth	1000 Cft.	-	35377.10	cu.m	-	1249.50		
	ii) above 10' to 20'(3.0 to 6.0 m) depth	ditto	-	44221.35	ditto	-	1561.90		
	iii) above 20' to 30'(6.0 to 9.0 m) depth	ditto	-	53065.60	ditto	-	1874.30		
	iv) above 30' to 40'(9.0 to 12.0 m) depth	ditto	-	70754.15	ditto	-	2499.05		

MRS, BI-ANNUAL PERIOD (1st AUGUST, 2012 TO 31st JANUARY, 2013) DISTRICT JHELUM

Sr. No.	Description	Rate (British System)			Rate (Metric System)			Spec. No.	Remarks
		Unit	Labour	Composite	Unit	Labour	Composite		
	v) above 40' to 50'(12.0 to 15.0 m) depth	ditto	-	81639.40	ditto	-	2883.50		
	vi) above 50' to 60'(15.0 to 18.0 m) depth	ditto	-	88442.70	ditto	-	3123.80		
	vii) above 60' to 70'(18.0 to 21.0 m) depth	ditto	-	96482.95	ditto	-	3407.80		
	viii) above 70' to 80'(21.0 to 24.0 m) depth	ditto	-	100123.80	ditto	-	3536.35		
	ix) above 80'(24.0 m) to any depth	ditto	-	106131.25	ditto	-	3748.55		
5	Wet sinking of well in shingle, or gravel, etc, for depths below spring level, including charges of machinery, shoring, kentledge and removal of excavated spoil within one chain (30 m) :-							*841-1 to 841-9	The outer dimensions of the curb shall form basis of payment.
	i) from 0' to 10'(0 to 3.0 m) depth	1000 Cft.	-	48241.45	cu.m	-	1703.90		
	ii) above 10' to 20'(3.0 to 6.0 m) depth	ditto	-	58961.80	ditto	-	2082.55		
	iii) above 20' to 30'(6.0 to 9.0 m) depth	ditto	-	70754.15	ditto	-	2499.05		
	iv) above 30' to 40'(9.0 to 12.0 m) depth	ditto	-	96482.95	ditto	-	3407.80		
	v) above 40' to 50'(12.0 to 15.0 m) depth	ditto	-	106131.25	ditto	-	3748.55		
	vi) above 50' to 60'(15.0 to 18.0 m) depth	ditto	-	117923.60	ditto	-	4165.05		
	vii) above 60' to 70'(18.0 to 21.0 m) depth	ditto	-	123408.40	ditto	-	4358.80		
	viii) above 70' to 80'(21.0 to 24.0 m) depth	ditto	-	126346.70	ditto	-	4462.55		
	ix) above 80'(24.0 m) to any depth	ditto	-	139646.35	ditto	-	4932.30		
6	Making and fixing in position, kiker wood well curb.	Per Cft.	664.20	2003.10	cu.m	23459.35	70750.30		
7	Laying well curb in position only.	Each	234.95	-	Each	234.95	-		
8	Providing, making and laying R.C.C. well curb in position, using coarse sand, including all kinds of form, moulds, curing, shuttering, rendering and finishing the exposed surface, (including screening and washing of aggregate :-							*841-1 to 841-9	1) If concrete mixer is supplied by Government, all charges including depreciation will be recovered from the contractor. 2) The rate does not include cost of steel reinforcement and its labour for bending, which is payable, separately.
	a) Ratio 1:1½:3	Per Cft.	143.55	330.05	cu.m	5070.20	11656.50		
	b) ratio 1:2:4	ditto	143.55	306.65	ditto	5070.20	10830.55		
9	Providing and fixing structural steel for cutting edge.	100Kg	521.40	10875.50	100Kg	521.40	10875.50	841-1 to 841-9	
10	Making and removing false masonry on well.	100Cft.	4518.15	14941.35	cu.m	1595.80	5277.30	21.1 to 21.5 & 18.1	The rate includes dismantling of false masonry, scraping bricks obtained from dismantling and credit of byproducts.

* Specification No. correspond to Book of "Standard Specification for Road and Bridge Construction, 1971".

23. TUBEWELL AND WATER SUPPLY

- 1 Specification No. correspond to Book of "Specification for B&R Department, 1966, Vol. II (Public Health Works)".
 2 Rates for all finished works include the removal of surplus debris, unused material and byproducts.

MRS, BI-ANNUAL PERIOD (1st AUGUST, 2012 TO 31st JANUARY, 2013) DISTRICT JHELUM

Sr. No.	Description	Rate (British System)			Rate (Metric System)			Spec. No.	Remarks
		Unit	Labour	Composite	Unit	Labour	Composite		
1	Boring for tubewell in all types of soil except shingle and rock, from ground level to 100 ft. (30 m) depth, including sinking and withdrawing of casing pipe, complete:-							Chap. 2	
	a) 3" (75 mm) i/d	Per Rft.		39.00	Per Metre		128.00		
	b) 4" (100 mm) i/d	of bore		53.75	of bore		176.35		
	c) 5" (125 mm) i/d	ditto		96.45	ditto		316.35		
	d) 6" (150 mm) i/d	ditto		147.45	ditto		483.65		
	e) 8" (200 mm) i/d	ditto		190.35	ditto		624.35		
	f) 10" (250 mm) i/d	ditto		241.40	ditto		791.85		
	g) 12" (300 mm) i/d	ditto		262.70	ditto		861.65		
	h) 15" (375 mm) i/d	ditto		389.90	ditto		1278.95		
	i) 18" (450 mm) i/d	ditto		414.05	ditto		1358.05		
2	Boring for tubewell in all types of soil except shingle, gravel & rock, from a depth of 100.1 ft. to 200 ft. (30 to 60 m) below ground level, including sinking and withdrawing of casing pipe, complete:-							ditto	
	a) 5" (125 mm) i/d	Per Rft.		163.00	Per Metre		534.55		
	b) 6" (150 mm) i/d	of bore		229.95	of bore		754.20		
	c) 8" (200 mm) i/d	ditto		257.30	ditto		844.00		
	d) 10" (250 mm) i/d	ditto		295.25	ditto		968.45		
	e) 12" (300 mm) i/d	ditto		324.35	ditto		1063.80		
	f) 15" (375 mm) i/d	ditto		457.05	ditto		1499.15		
	g) 18" (450 mm) i/d	ditto		481.15	ditto		1578.25		
3	Boring for tubewell in all types of soil except shingle, gravel & rock, from a depth of 200.1 ft. to 300 ft. (60 to 90 m) below ground level, including sinking and withdrawing of casing pipe, complete:-							ditto	
	a) 5" (125 mm) i/d	Per Rft.		227.55	Per Metre		746.30		
	b) 6" (150 mm) i/d	of bore		293.90	of bore		963.95		
	c) 8" (200 mm) i/d	ditto		323.70	ditto		1061.65		
	d) 10" (250 mm) i/d	ditto		366.15	ditto		1201.05		
	e) 12" (300 mm) i/d	ditto		388.65	ditto		1274.80		
	f) 15" (375 mm) i/d	ditto		501.85	ditto		1646.15		
	g) 18" (450 mm) i/d	ditto		527.20	ditto		1729.20		
4	Boring for tubewell in all types of soil except shingle, gravel & rock, from a depth of 300.1 ft. to 400 ft. (90 to 120 m) below ground level, including sinking and withdrawing of casing pipe, complete:-							Chap. 2	

MRS, BI-ANNUAL PERIOD (1st AUGUST, 2012 TO 31st JANUARY, 2013) DISTRICT JHELUM

Sr. No.	Description	Rate (British System)			Rate (Metric System)			Spec. No.	Remarks
		Unit	Labour	Composite	Unit	Labour	Composite		
	a) 8" (200 mm) i/d	Rft of bore		390.65	Per Metre		1281.30		
	b) 10" (250 mm) i/d	ditto		437.70	of bore		1435.60		
	c) 12" (300 mm) i/d	ditto		461.95	ditto		1515.25		
	d) 15" (375 mm) i/d	ditto		613.05	ditto		2010.80		
	e) 18" (450 mm) i/d	ditto		616.65	ditto		2022.60		
5	Direct Rotary/Reverse Rotary drilling of bore for tubewells, in all types of soil except shingle, gravel and rock:-							ditto	
	a) from ground level to 250 ft. (75 m) below ground level:-								
	i) 15" to 18" (375 to 450 mm) i/d	Per Rft. of bore		387.85	Per Metre of bore		1272.15		Upto 2 cusec discharge
	ii) 20" to 26" (500 to 650 mm) i/d	ditto		557.80	ditto		1829.55		Above 2 cusec discharge
	b) exceeding 250 ft. (75 m) depth below ground level:-								
	i) 15" to 18" (375 to 450 mm) i/d	Rft of bore		387.85	Per Metre of bore		1272.15		Upto 2 cusec discharge
	ii) 20" to 26" (500 to 650 mm) i/d	ditto		557.80	ditto		1829.55		Above 2 cusec discharge
6	Boring for tubewell in shingle, gravel and rock, including sinking and withdrawing of casing pipe:-							ditto	Location and depth of shingle, gravel or rock is to be determined from the bore log.
	a) from ground level to 200 ft. (60 m) below ground level:-								
	i) 12" to 18" (300 to 450 mm) i/d	Per Rft. of bore		874.70	Per Metre of bore		2869.05		Upto 2 cusec discharge
	ii) 20" to 26" (500 to 650 mm) i/d	ditto		1183.00	ditto		3880.30		Above 2 cusec discharge
	b) exceeding 200 ft. (60 m) depth below ground level:-								
	i) 12" to 18" (300 to 450 mm) i/d	ditto		874.70	ditto		2869.05		Upto 2 cusec discharge
	ii) 20" to 26" (500 to 650 mm) i/d	ditto		1183.00	ditto		3880.30		Above 2 cusec discharge
7	Providing strong substantially built box of deodar wood 4'x2½'x9" (1200x750x225 mm), with compartments, lock and locking arrangement, for preserving samples of strata from bore hole.	Job for complete bore	560.65	9869.05	Job for complete bore	560.65	9869.05	ditto	
8	Furnishing sample of water from bore hole.	Per Set of 2 bottles	118.80	169.20	Per Set of 2 bottles	118.80	169.20	Chap. 2	
9	Providing and installing, brass strainer in tubewell bore hole, including sockets, special sockets, studs, etc. complete:-							ditto	Cost/labour of jointing both ends is included in the rate.

MRS, BI-ANNUAL PERIOD (1st AUGUST, 2012 TO 31st JANUARY, 2013) DISTRICT JHELUM

Sr. No.	Description	Rate (British System)			Rate (Metric System)			Spec. No.	Remarks
		Unit	Labour	Composite	Unit	Labour	Composite		
	a) 2" i/d, 5/32" (50 mm i/d 4 mm) thick	Per Rft.	19.95	691.95	Per Metre	65.45	2269.60		
	b) 3" i/d, 5/32" (75 mm i/d 4 mm) thick	Per Rft.	19.95	1017.45	Per Metre	65.45	3337.25		
	c) 4" i/d, 3/16" (100 mm i/d 5 mm) thick	Per Rft.	26.60	1276.10	Per Metre	87.25	4185.65		
	d) 5" i/d, 3/16" (125 mm i/d 5 mm) thick	Per Rft.	29.95	1499.95	Per Metre	98.25	4919.85		
	e) 6" i/d, 3/16" (150 mm i/d 5 mm) thick	Per Rft.	33.25	1608.25	Per Metre	109.10	5275.10		
	f) 7" i/d, 3/16" (175 mm i/d 5 mm) thick	Per Rft.	38.70	1918.20	Per Metre	126.95	6291.75		
	g) 8" i/d, 3/16" (200 mm i/d 5 mm) thick	Per Rft.	46.90	2430.40	Per Metre	153.80	7971.65		
	h) 9" i/d, 3/16" (225 mm i/d 5 mm) thick	Per Rft.	46.90	2482.90	Per Metre	153.80	8143.85		
	i) 10" i/d, 3/16" (250 mm i/d 5 mm) thick	Per Rft.	52.75	2551.75	Per Metre	172.95	8369.65		
	j) 10" i/d, 1/4" (250 mm i/d 6 mm) thick	Per Rft.	52.75	3234.25	Per Metre	172.95	10608.25		
	k) 12" i/d, 1/4" (300 mm i/d 6 mm) thick	Per Rft.	53.95	3676.45	Per Metre	176.90	12058.70		
	l) 15" i/d, 1/4" (375 mm i/d 6 mm) thick	Per Rft.	61.70	4576.70	Per Metre	202.45	15011.65		
	m) 18" i/d, 1/4" (450 mm i/d 6 mm) thick	Per Rft.	61.70	5154.20	Per Metre	202.45	16905.85		
	n) 20" i/d, 1/4" (500 mm i/d 6 mm) thick	Per Rft.	72.60	5690.10	Per Metre	238.20	18663.60		
	o) 22" i/d, 1/4" (550 mm i/d 6 mm) thick	Per Rft.	73.80	6531.30	Per Metre	242.15	21422.75		
10	Providing and installing M.S. Bail plug in tubewell bore hole:								In the case of increase or decrease in the length of Bail plug, the rates will be increased or decreased as per rates given in serial No. 14 of this chapter for the respective diameter.
	a) 2" i/d, 1.5 ft. (50 mm i/d 450 mm) long.	Each	86.20	504.40	Each	86.20	504.40		
	b) 3" i/d, 1.5 ft. (75 mm i/d 450 mm) long.	Each	86.20	679.20	Each	86.20	679.20		
	c) 4" i/d, 2 ft. (100 mm i/d 600 mm) long.	Each	143.90	1333.35	Each	143.90	1333.35		
	d) 5" i/d, 2 ft. (125 mm i/d 600 mm) long.	Each	143.90	1690.40	Each	143.90	1690.40		
	e) 6" i/d, 2 ft. (150 mm i/d 600 mm) long.	Each	194.10	2139.35	Each	194.10	2139.35		
	f) 7" i/d, 2 ft. (175 mm i/d 600 mm) long.	Each	194.10	2488.35	Each	194.10	2488.35		
	g) 8" i/d, 2 ft. (200 mm i/d 600 mm) long.	Each	239.45	2751.30	Each	239.45	2751.30		
	h) 9" i/d, 2 ft. (225 mm i/d 600 mm) long.	Each	239.45	3066.75	Each	239.45	3066.75		
	i) 10" i/d, 2 ft. (250 mm i/d 600 mm) long.	Each	239.45	3958.95	Each	239.45	3958.95		
	j) 12" i/d, 2 ft. (300 mm i/d 600 mm) long.	Each	287.40	4754.15	Each	287.40	4754.15		
	k) 15" i/d, 2 ft. (375 mm i/d 600 mm) long.	Each	287.40	5874.25	Each	287.40	5874.25		
	l) 18" i/d, 2 ft. (450 mm i/d 600 mm) long.	Each	345.45	6690.45	Each	345.45	6690.45		
	m) 20" i/d, 2 ft. (500 mm i/d 600 mm) long.	Each	375.80	7413.80	Each	375.80	7413.80		
	n) 22" i/d, 2 ft. (550 mm i/d 600 mm) long.	Each	375.80	8162.55	Each	375.80	8162.55		
11	Providing and installing, P.V.C. strainer B.S.S. Class 'B', in tubewell bore hole, including sockets and solvents, etc. complete:-							Chap. 2	
	a) 3" i/d (75 mm)	Per Rft.	14.65	108.25	Per Metre	48.05	355.05		
	b) 4" i/d (100 mm)	Per Rft.	16.60	159.40	Per Metre	54.45	522.85		
	c) 5" i/d (125 mm)	Per Rft.	17.55	220.35	Per Metre	57.50	722.70		
	d) 6" i/d (150 mm)	Per Rft.	20.40	290.40	Per Metre	66.95	952.55		
	e) 8" i/d (200 mm)	Per Rft.	28.05	700.05	Per Metre	92.00	2296.15		
	f) 10" i/d (250 mm)	Per Rft.	28.65	1048.65	Per Metre	94.00	3439.60		
	g) 12" i/d (300 mm)	Per Rft.	28.65	1396.65	Per Metre	94.00	4581.05		
12	Providing and installing P.V.C. strainer B.S.S. Class 'D', in tubewell bore hole, including sockets and solvent, etc.								

MRS, BI-ANNUAL PERIOD (1st AUGUST, 2012 TO 31st JANUARY, 2013) DISTRICT JHELM

Sr. No.	Description	Rate (British System)			Rate (Metric System)			Spec. No.	Remarks
		Unit	Labour	Composite	Unit	Labour	Composite		
	complete:-								
	a) 1¼" i/d (30 mm)	Per Rft.	10.30	46.30	Per Metre	33.70	151.8		
	b) 1½" i/d (40 mm)	Per Rft.	10.50	52.50	Per Metre	34.45	172.2		
	c) 2" i/d (50 mm)	Per Rft.	10.60	81.40	Per Metre	34.75	266.95		
	d) 3" i/d (75 mm)	Per Rft.	14.65	168.25	Per Metre	48.05	551.9		
	e) 4" i/d (100 mm)	Per Rft.	16.55	264.95	Per Metre	54.30	869.05		
	f) 5" i/d (125 mm)	Per Rft.	17.55	389.55	Per Metre	57.50	1277.65		
	g) 6" i/d (150 mm)	Per Rft.	31.30	559.30	Per Metre	102.65	1834.45		
13	Providing and installing P.V.C. Bail/End plug, in tubewell bore hole:-								
	i) B.S.S. Class `B`								
	a) 3" i/d (75 mm)	Each	7.45	59.05	Each	7.45	59.05		
	b) 4" i/d (100 mm)	Each	8.30	77.90	Each	8.30	77.90		
	c) 5" i/d (125 mm)	Each	9.00	117.00	Each	9.00	117.00		
	d) 6" i/d (150 mm)	Each	11.90	171.50	Each	11.90	171.50		
	e) 8" i/d (200 mm)	Each	13.95	337.95	Each	13.95	337.95		
	f) 10" i/d (250 mm)	Each	14.70	470.70	Each	14.70	470.70		
	g) 12" i/d (300 mm)	Each	17.35	635.35	Each	17.35	635.35		
	h) 14" i/d (350 mm)	Each	17.35	659.35	Each	17.35	659.35		
	ii) B.S.S. Class `D`								
	a) 1¼" i/d (30 mm)	Each	5.25	31.65	Each	5.25	31.65		
	b) 1½" i/d (40 mm)	Each	5.50	45.10	Each	5.50	45.10		
	c) 2" i/d (50 mm)	Each	5.70	64.50	Each	5.70	64.50		
	d) 3" i/d (75 mm)	Each	7.45	85.45	Each	7.45	85.45		
	e) 4" i/d (100 mm)	Each	8.30	111.50	Each	8.30	111.50		
	f) 5" i/d (125 mm)	Each	9.00	157.80	Each	9.00	157.80		
	g) 6" i/d (150 mm)	Each	11.9	206.3	Each	11.9	206.3		
14	Providing and installing M.S. blind pipe socketed/welded joint, M.S. reducer (where necessary), in tubewell bore hole, including jointing/welding with strainer, etc. complete:-							Chap. 2	
	a) 2" i/d, 1/8" (50 mm i/d 3 mm) thick	Per Rft.	51.65	232.55	Per Metre	169.40	762.80		
	b) 3" i/d, 1/8" (75 mm i/d 3 mm) thick	Per Rft.	51.65	311.45	Per Metre	169.40	1021.55		
	c) 4" i/d, 1/8" (100 mm i/d 3 mm) thick	Per Rft.	64.60	409.95	Per Metre	211.90	1344.65		
	d) 5" i/d, 3/16" (125 mm i/d 5 mm) thick	Per Rft.	64.60	752.80	Per Metre	211.90	2469.25		
	e) 6" i/d, 3/16" (150 mm i/d 5 mm) thick	Per Rft.	92.15	905.75	Per Metre	302.25	2970.85		
	f) 7" i/d, 3/16" (175 mm i/d 5 mm) thick	Per Rft.	92.15	1041.35	Per Metre	302.25	3415.65		
	g) 8" i/d, 3/16" (200 mm i/d 5 mm) thick	Per Rft.	107.55	1284.95	Per Metre	352.75	4214.70		
	h) 9" i/d, 3/16" (225 mm i/d 5 mm) thick	Per Rft.	107.55	1458.75	Per Metre	352.75	4784.70		
	i) 10" i/d, ¼" (250 mm i/d 6 mm) thick	Per Rft.	107.55	1879.95	Per Metre	352.75	6166.25		
	j) 12" i/d, ¼" (300 mm i/d 6 mm) thick	Per Rft.	129.10	2214.10	Per Metre	423.45	7262.25		

MRS, BI-ANNUAL PERIOD (1st AUGUST, 2012 TO 31st JANUARY, 2013) DISTRICT JHELMUM

Sr. No.	Description	Rate (British System)			Rate (Metric System)			Spec. No.	Remarks
		Unit	Labour	Composite	Unit	Labour	Composite		
	k) 15" i/d, 1/4" (375 mm i/d 6 mm) thick	Per Rft.	129.10	2735.35	Per Metre	423.45	8971.95	ditto	
	l) 18" i/d, 1/4" (450 mm i/d 6 mm) thick	Per Rft.	158.10	3398.45	Per Metre	518.55	11146.90		
	m) 20" i/d, 1/4" (500 mm i/d 6 mm) thick	Per Rft.	170.40	3770.80	Per Metre	558.90	12368.15		
	n) 22" i/d, 1/4" (550 mm i/d 6 mm) thick	Per Rft.	170.40	4130.80	Per Metre	558.90	13549.10		
15	Providing and installing P.V.C. blind pipe, B.S.S. Class 'B', in tubewell bore hole, including sockets and solvents and jointing with strainer, etc. complete.								
	a) 3" i/d (75 mm)	Per Rft.	18.70	117.10	Per Metre	61.30	384.05	ditto	
	b) 4" i/d (100 mm)	Per Rft.	21.10	171.10	Per Metre	69.15	561.15		
	c) 5" i/d (125 mm)	Per Rft.	22.00	228.40	Per Metre	72.20	749.20		
	d) 6" i/d (150 mm)	Per Rft.	26.45	318.05	Per Metre	85.20	1041.65		
	e) 8" i/d (200 mm)	Per Rft.	35.25	484.05	Per Metre	115.60	1587.70		
	f) 10" i/d (250 mm)	Per Rft.	36.70	751.90	Per Metre	120.40	2466.25		
	g) 12" i/d (300 mm)	Per Rft.	43.65	1042.05	Per Metre	143.20	3417.95		
	h) 14" i/d (350 mm)	Per Rft.	40.65	1240.65	Per Metre	133.35	4069.35		
16	Providing and installing P.V.C. blind pipe, B.S.S. Class 'D', in tubewell bore hole, including sockets and solvents and jointing with strainer, etc. complete.								
	a) 1 1/4" i/d (30 mm)	Per Rft.	12.15	47.65	Per Metre	39.85	156.35	ditto	
	b) 1 1/2" i/d (40 mm)	Per Rft.	12.35	58.45	Per Metre	40.50	191.65		
	c) 2" i/d (50 mm)	Per Rft.	13.10	84.15	Per Metre	42.90	275.95		
	d) 3" i/d (75 mm)	Per Rft.	16.40	170.00	Per Metre	53.75	557.55		
	e) 4" i/d (100 mm)	Per Rft.	21.10	279.10	Per Metre	69.15	915.55		
	f) 5" i/d (125 mm)	Per Rft.	22.00	404.95	Per Metre	72.20	1328.25		
	g) 6" i/d (150 mm)	Per Rft.	27.20	584.35	Per Metre	89.15	1916.70		
17	Testing and developing of tubewell of size 6" (150 mm) i/d and above continuously.								
	i) upto 1.5 cs. discharge	Per Hour		1022.50	Per Hour		1022.50	ditto	
	ii) above 1.5 cs. discharge	ditto		1230.00	ditto		1230.00		
18	Shrouding with graded pea gravel 3/8" to 1/8" (10 to 3 mm), around tubewell in bore hole.	Per Cft.	19.80	71.45	cu.m	699.35	2523.60		The rate includes wastage, etc.
19	Laying cutting, jointing, testing and disinfecting cast iron pipe line in trenches, with spigot and socket caulked lead joints, including cost of materials, such as lead, yarn, etc. complete in all respects:-							Chap. 2	1) Pipes to be supplied by Government. 2) Providing and installing specials and valves is not included in the rate, which is payable separately.
	a) 3" (75 mm) i/d	Per Rft.		41.05	Per Metre		134.70		
	b) 4" (100 mm) i/d	Per Rft.		51.05	Per Metre		167.40		
	c) 5" (125 mm) i/d	Per Rft.		63.85	Per Metre		209.45		

MRS, BI-ANNUAL PERIOD (1st AUGUST, 2012 TO 31st JANUARY, 2013) DISTRICT JHELM

Sr. No.	Description	Rate (British System)			Rate (Metric System)			Spec. No.	Remarks
		Unit	Labour	Composite	Unit	Labour	Composite		
	d) 6" (150 mm) i/d	Per Rft.		75.70	Per Metre		248.30		
	e) 8" (200 mm) i/d	Per Rft.		92.45	Per Metre		303.25		
	f) 10" (250 mm) i/d	Per Rft.		138.35	Per Metre		453.75		
	g) 12" (300 mm) i/d	Per Rft.		162.25	Per Metre		532.10		
	h) 15" (375 mm) i/d	Per Rft.		209.95	Per Metre		688.60		
	i) 18" (450 mm) i/d	Per Rft.		277.75	Per Metre		911.05		
20	Laying, cutting, jointing, testing and disinfecting cast iron pipe line in trenches, with flanged and flanged joints, complete in all respects:-							ditto	1) Pipes to be supplied by Government. 2) Providing and installing specials and valves is not included in the rate, which is payable separately.
	a) 3" (75 mm) i/d	Per Rft.		18.65	Per Metre		61.15		
	b) 4" (100 mm) i/d	Per Rft.		20.70	Per Metre		67.95		
	c) 5" (125 mm) i/d	Per Rft.		30.65	Per Metre		100.45		
	d) 6" (150 mm) i/d	Per Rft.		33.65	Per Metre		110.40		
	e) 8" (200 mm) i/d	Per Rft.		39.55	Per Metre		129.65		
	f) 10" (250 mm) i/d	Per Rft.		55.45	Per Metre		181.90		
	g) 12" (300 mm) i/d	Per Rft.		64.85	Per Metre		212.70		
	h) 15" (375 mm) i/d	Per Rft.		88.90	Per Metre		291.50		
	i) 18" (450 mm) i/d	Per Rft.		111.65	Per Metre		366.15		
21	Laying, cutting, jointing, testing and disinfecting cast iron pipe line in trenches with Tyton joints, complete in all respects:-							Chap. 2	1) Pipes to be supplied by Government. 2) Providing and installing specials and valves is not included in the rate, which is payable separately.
	a) 3" (75 mm) i/d	Per Rft.		9.20	Per Metre		30.15		
	b) 4" (100 mm) i/d	Per Rft.		10.65	Per Metre		34.90		
	c) 5" (125 mm) i/d	Per Rft.		13.60	Per Metre		44.55		
	d) 6" (150 mm) i/d	Per Rft.		15.30	Per Metre		50.15		
	e) 8" (200 mm) i/d	Per Rft.		20.85	Per Metre		68.35		
	f) 10" (250 mm) i/d	Per Rft.		26.25	Per Metre		86.05		
	g) 12" (300 mm) i/d	Per Rft.		31.25	Per Metre		102.55		
	h) 15" (375 mm) i/d	Per Rft.		46.40	Per Metre		152.25		
	i) 18" (450 mm) i/d	Per Rft.		55.60	Per Metre		182.45		
22	Providing, laying, cutting, jointing, testing and disinfecting G.I. pipeline in trenches, with socket joints, using G.I. pipes of B.S.S. 1387-1967 complete in all respects, with specials and valves.							Chap. 2	Cost of sockets, tees, elbows, bends, valves, crosses, unions and plugs, etc. is included in the rates.
	i) Light Quality								
	a) ½" i/d (15 mm) 2mm thick	Per Rft.	8.00	54.10	Per Metre	26.25	177.45		
	b) ¾" i/d (20 mm) 2.35mm thick	Per Rft.	8.65	75.10	Per Metre	28.30	246.25		
	c) 1" i/d (25 mm) 2.65mm thick	Per Rft.	9.65	103.20	Per Metre	31.70	338.55		
	d) 1¼" i/d (32 mm) 2.65mm thick	Per Rft.	9.75	131.80	Per Metre	32.00	432.30		
	e) 1½" i/d (40 mm) 2.9mm thick	Per Rft.	9.85	167.15	Per Metre	32.40	548.30		
	f) 2" i/d (50 mm) 2.9mm thick	Per Rft.	11.25	207.85	Per Metre	36.85	681.80		
	g) 2½" i/d (65 mm) 3.25mm thick	Per Rft.	11.80	281.65	Per Metre	38.75	923.85		
	h) 3" i/d (75 mm) 3.25mm thick	Per Rft.	13.70	329.65	Per Metre	45.00	1081.30		
	i) 4" i/d (100 mm) 3.65mm thick	Per Rft.	14.75	462.20	Per Metre	48.35	1516.10		

MRS, BI-ANNUAL PERIOD (1st AUGUST, 2012 TO 31st JANUARY, 2013) DISTRICT JHELMUM

Sr. No.	Description	Rate (British System)			Rate (Metric System)			Spec. No.	Remarks
		Unit	Labour	Composite	Unit	Labour	Composite		
	ii) Medium Quality								
	a) ½" i/d (15 mm) 2.65mm thick	Per Rft.	8.00	63.60	Per Metre	26.25	208.60	i. Cost of sockets, tees, elbow, bends, valves, crosses, unions and plugs etc is included in the rates except for internal G.I piping (1" dia, ¾" dia & ½" dia) for Bath rooms/ Levorotary. ii. For internal G.I piping (1" dia, ¾" dia & ½" dia) Bath room(s)/ Levorotary of rate (composite) shall be reduced by 8% and specials mentioned above may be paid at the rates placed on Website as per actual quantity used.	
	b) ¾" i/d (20 mm) 2.65mm thick	Per Rft.	8.65	80.50	Per Metre	28.30	264.05		
	c) 1" i/d (25 mm) 3.25mm thick	Per Rft.	9.65	118.15	Per Metre	31.70	387.50		
	d) 1¼" i/d (32 mm) 3.25mm thick	Per Rft.	9.75	150.80	Per Metre	32.00	494.55		
	e) 1½" i/d (40 mm) 3.25mm thick	Per Rft.	10.05	172.80	Per Metre	33.05	566.75		
	f) 2" i/d (50 mm) 3.65mm thick	Per Rft.	11.25	237.70	Per Metre	36.85	779.65		
	g) 2½" i/d (65 mm) 3.65mm thick	Per Rft.	11.80	303.35	Per Metre	38.75	995.00		
	h) 3" i/d (75 mm) 4.05mm thick	Per Rft.	13.70	381.20	Per Metre	45.00	1250.30		
	i) 4" i/d (100 mm) 4.5mm thick	Per Rft.	14.75	543.60	Per Metre	48.35	1782.95		
	j) 5" i/d (150 mm) 4.85mm thick	Per Rft.	17.05	745.25	Per Metre	56.00	2444.40		
	k) 6" i/d (200 mm) 4.85mm thick	Per Rft.	17.40	867.60	Per Metre	57.00	2845.70		
	iii) Heavy Quality								
	a) ½" i/d (15 mm) 3.25mm thick	Per Rft.	8.00	89.35	Per Metre	26.25	293.1		
	b) ¾" i/d (20 mm) 3.25mm thick	Per Rft.	8.65	117.10	Per Metre	28.30	384.1		
	c) 1" i/d (25 mm) 4.05mm thick	Per Rft.	9.65	172.40	Per Metre	31.70	565.4		
	d) 1¼" i/d (32 mm) 4.05mm thick	Per Rft.	9.75	221.30	Per Metre	32.00	725.85		
	e) 1½" i/d (40 mm) 4.05mm thick	Per Rft.	10.05	251.45	Per Metre	33.05	824.75		
	f) 2" i/d (50 mm) 4.5mm thick	Per Rft.	11.25	344.80	Per Metre	36.85	1131		
	g) 2½" i/d (65 mm) 4.5mm thick	Per Rft.	11.80	430.85	Per Metre	38.75	1413.1		
	h) 3" i/d (75 mm) 4.85mm thick	Per Rft.	13.70	554.75	Per Metre	45.00	1819.6		
	i) 4" i/d (100 mm) 5.4mm thick	Per Rft.	14.75	753.75	Per Metre	48.35	2472.35		
	j) 5" i/d (125 mm) 5.4mm thick	Per Rft.	17.05	932.35	Per Metre	56.00	3058.2		
	k) 6" i/d (150 mm) 5.4mm thick	Per Rft.	17.40	1102.20	Per Metre	57.00	3615.15		
23	Providing, laying, cutting, jointing, testing and disinfecting Asbestos cement/Fibre Cement pipe line in trenches, with comet joint and rubber ring, complete in all respects:-							PS 428 & ISO 160	
	B Class Working Pressure								
	a) 3" i/d (75 mm)	Per Rft.	9.40	164.70	Per Metre	30.90	540.25	Providing and installing specials and valves is not included in the rate, which is payable separately.	
	b) 4" i/d (100 mm)	Per Rft.	10.00	214.55	Per Metre	32.75	703.65		
	c) 6" i/d (150 mm)	Per Rft.	13.70	338.20	Per Metre	44.95	1109.25		
	d) 8" i/d (200 mm)	Per Rft.	18.90	568.15	Per Metre	62.05	1863.50		
	e) 10" i/d (250 mm)	Per Rft.	24.65	773.35	Per Metre	80.80	2536.55		
	f) 12" i/d (300 mm)	Per Rft.	31.35	1021.20	Per Metre	102.85	3349.60		
	g) 14" i/d (350 mm)	Per Rft.	36.30	1311.50	Per Metre	119.05	4301.75		
	h) 16" i/d (400 mm)	Per Rft.	41.00	1664.65	Per Metre	134.50	5460.10		
	i) 18" i/d (450 mm)	Per Rft.	48.40	2421.35	Per Metre	158.70	7942.00		
	j) 20" i/d (500 mm)	Per Rft.	56.90	2551.65	Per Metre	186.65	8369.40		
	k) 24" i/d (600 mm)	Per Rft.	68.15	3518.40	Per Metre	223.45	11540.40		

MRS, BI-ANNUAL PERIOD (1st AUGUST, 2012 TO 31st JANUARY, 2013) DISTRICT JHELMUM

Sr. No.	Description	Rate (British System)			Rate (Metric System)			Spec. No.	Remarks
		Unit	Labour	Composite	Unit	Labour	Composite		
24	C Class Working Pressure								
	a) 3" i/d (75 mm)	Per Rft.	9.40	164.70	Per Metre	30.90	540.25	PS 428 & ISO 160	
	b) 4" i/d (100 mm)	Per Rft.	10.00	236.00	Per Metre	32.75	774.05		
	c) 6" i/d (150 mm)	Per Rft.	13.70	405.10	Per Metre	44.95	1328.70		
	d) 8" i/d (200 mm)	Per Rft.	18.90	641.35	Per Metre	62.05	2103.60		
	e) 10" i/d (250 mm)	Per Rft.	24.65	894.50	Per Metre	80.80	2934.00		
	f) 12" i/d (300 mm)	Per Rft.	31.35	1244.60	Per Metre	102.85	4082.35		
	g) 14" i/d (350 mm)	Per Rft.	36.30	1909.75	Per Metre	119.05	6264.05		
	h) 16" i/d (400 mm)	Per Rft.	41.00	2438.40	Per Metre	134.50	7997.90		
	i) 18" i/d (450 mm)	Per Rft.	48.40	3458.35	Per Metre	158.70	11343.35		
	j) 20" i/d (500 mm)	Per Rft.	56.90	3558.85	Per Metre	186.65	11673.05		
	k) 24" i/d (600 mm)	Per Rft.	69.10	5010.00	Per Metre	226.60	16432.75		
25	D Class Working Pressure								
	a) 3" i/d (75 mm)	Per Rft.	9.40	164.70	Per Metre	30.90	540.25	PS 428 & ISO 160	
	b) 4" i/d (100 mm)	Per Rft.	10.00	267.55	Per Metre	32.75	877.55		
	c) 6" i/d (150 mm)	Per Rft.	13.70	487.15	Per Metre	44.95	1597.80		
	d) 8" i/d (200 mm)	Per Rft.	18.90	858.45	Per Metre	62.05	2815.70		
	e) 10" i/d (250 mm)	Per Rft.	24.65	1266.85	Per Metre	80.80	4155.25		
	f) 12" i/d (300 mm)	Per Rft.	31.35	1847.95	Per Metre	102.85	6061.25		
	g) 14" i/d (350 mm)	Per Rft.	36.30	2750.40	Per Metre	119.05	9021.25		
	h) 16" i/d (400 mm)	Per Rft.	41.00	3551.60	Per Metre	134.50	11649.30		
	i) 18" i/d (450 mm)	Per Rft.	48.40	4265.85	Per Metre	158.70	13991.95		
	j) 20" i/d (500 mm)	Per Rft.	56.90	5217.35	Per Metre	186.65	17112.95		
	k) 24" i/d (600 mm)	Per Rft.			Per Metre				
26	Providing, laying, cutting, jointing, testing and disinfecting P.V.C. pipe line of B.S.S. with 'B' Class working pressure pipe, in trenches, complete in all respects:-							Chap 2 Providing and installing specials and valves is not included in the rate, which is payable separately.	
	a) 3" i/d (75 mm)	Per Rft.	2.90	103.25	Per Metre	9.50	338.70		
	b) 4" i/d (100 mm)	Per Rft.	3.65	156.65	Per Metre	11.95	513.80		
	c) 5" i/d (125 mm)	Per Rft.	4.50	215.00	Per Metre	14.70	705.25		
	d) 6" i/d (150 mm)	Per Rft.	4.80	302.25	Per Metre	15.75	991.30		
	e) 8" i/d (200 mm)	Per Rft.	6.80	464.55	Per Metre	22.25	1523.75		
	f) 10" i/d (250 mm)	Per Rft.	8.80	738.30	Per Metre	28.90	2421.65		
	h) 12" i/d (300 mm)	Per Rft.	10.85	1029.25	Per Metre	35.65	3375.90		
	g) 14" i/d (350 mm)	Per Rft.	13.85	1237.85	Per Metre	45.45	4060.15		
27	Providing, laying, cutting, jointing, testing and disinfecting pipe line in trenches with P.V.C. pipes of B.S.S. with 'D' Class working pressure complete in all respects:-							ditto Providing and installing specials and valves is not included in the rate, which is payable separately.	
	a) 2" i/d (50 mm)	Per Rft.	2.35	74.80	Per Metre	7.75	245.40		
	b) 3" i/d (75 mm)	Per Rft.	2.85	159.50	Per Metre	9.35	523.20		
	c) 4" i/d (100 mm)	Per Rft.	3.60	266.80	Per Metre	11.75	875.10		
	d) 5" i/d (125 mm)	Per Rft.	4.40	395.00	Per Metre	14.40	1295.60		
	e) 6" i/d (150 mm)	Per Rft.	4.70	573.05	Per Metre	15.40	1879.55		
28	Providing and fixing cast iron special of B.S.S. Class 'B' (such as bend, tee cross collar, reducer, tail piece,							9.1 i) Labour rates include the cost of jointing material & labour.	

MRS, BI-ANNUAL PERIOD (1st AUGUST, 2012 TO 31st JANUARY, 2013) DISTRICT JHELMUM

Sr. No.	Description	Rate (British System)			Rate (Metric System)			Spec. No.	Remarks	
		Unit	Labour	Composite	Unit	Labour	Composite			
	flanged spigot, cap, flanged socket, taper, angle branch, plug etc.) for cast iron pipe line , complete:-									
	a) C.I.S.S. Specials, with spigot. and socket joint:-								ii) The internal dia of the pipe, from which the branch is taken out will be considered the internal dia for the purpose of payments of specials.	
	i) 3" to 6" (75 to 150 mm) i/d	Per Kg.	17.50	100.20	Per Kg	17.50	100.20			
	ii) 8" to 12" (200 to 300 mm) i/d	Per Kg.	10.05	92.70	Per Kg	10.05	92.70			
	iii) 15" to 18" (375 to 450 mm) i/d	Per Kg.	7.00	89.70	Per Kg	7.00	89.70			
	b) C.I. flanged specials, with flanged and flanged joints:-									
	i) 3" to 6" (75 to 150 mm) i/d	Per Kg	7.70	90.40	Per Kg	7.70	90.40			
	ii) 8" to 12" (200 to 300 mm) i/d	Per Kg	2.30	84.95	Per Kg	2.30	84.95			
	iii) 15" to 18" (375 to 450 mm) i/d	Per Kg	3.40	84.95	Per Kg	3.40	84.95			
	c) C.I. Specials, with tyton joints:-									
	i) 3" to 6" (75 to 150 mm) i/d	Per Kg	9.20	91.90	Per Kg	9.20	91.90			
	ii) 8" to 12" (200 to 300 mm) i/d	Per Kg	9.20	91.90	Per Kg	9.20	91.90			
	iii) 15" to 18" (375 to 450 mm) i/d	Per Kg	9.20	91.90	Per Kg	9.20	91.90			
29	Providing and fixing cast iron specials of B.S.S. Class 'B' (such as bend, tee, cross collar, reducer, tail piece, flanged socket, flanged spigot, cap, taper, angle branch, plug, etc) for Asbestos cement pipe line, with comet joint and rubber ring, complete.							9.1		1) Labour rates include the cost of jointing material and labour. 2) The internal dia of the pipe, from which the branch is taken out, will be considered the internal dia for the purpose of payment.
	i) 3" to 6" (75 to 150 mm) i/d	Per Kg	11.40	94.05	Per Kg	11.40	94.05			
	ii) 8" to 18" (200 to 450 mm) i/d	Per Kg	5.95	88.65	Per Kg	5.95	88.65			
	iii) 20" to 24" (500 to 600 mm) i/d	Per Kg	4.80	87.45	Per Kg	4.80	87.45			
30	Providing and fixing sluice valve of B.S.S. quality and weight, Class 'B', for cast iron pipe line, and Asbestos cement pipe line (including cost of jointing material):-							9.1	Labour rates include cost of jointing material and labour.	
	a) 3" i/d (75 mm)	Each	513.90	5973.90	Each	513.90	5973.90			
	b) 4" i/d (100 mm)	Each	559.20	7039.20	Each	559.20	7039.20			
	c) 5" i/d (125 mm)	Each	1006.60	8566.60	Each	1006.60	8566.60			
	d) 6" i/d (150 mm)	Each	1073.10	11633.10	Each	1073.10	11633.10			
	e) 8" i/d (200 mm)	Each	1252.95	20572.95	Each	1252.95	20572.95			
	f) 10" i/d (250 mm)	Each	2153.35	26393.35	Each	2153.35	26393.35			
	g) 12" i/d (300 mm)	Each	2419.80	34219.80	Each	2419.80	34219.80			
	h) 16" i/d (400 mm)	Each	3209.40	62609.40	Each	3209.40	62609.40			
	i) 18" i/d (450 mm)	Each	3693.85	109893.85	Each	3693.85	109893.85			
31	Providing and fixing, sluice valve of B.S.S. quality and weight, for Asbestos cement pipe line, with comet joint and rubber ring, complete (including cost of jointing materials):-							9.1	Labour rates include cost of jointing material and labour.	
	a) 3" i/d (75 mm)	Each	357.90	5037.90	Each	357.90	5037.90			
	b) 4" i/d (100 mm)	Each	442.60	5866.60	Each	442.60	5866.60			

MRS, BI-ANNUAL PERIOD (1st AUGUST, 2012 TO 31st JANUARY, 2013) DISTRICT JHELMUM

Sr. No.	Description	Rate (British System)			Rate (Metric System)			Spec. No.	Remarks
		Unit	Labour	Composite	Unit	Labour	Composite		
	c) 6" i/d (150 mm)	Each	561.05	9861.05	Each	561.05	9861.05		
	d) 8" i/d (200 mm)	Each	924.25	17964.25	Each	924.25	17964.25		
	e) 10" i/d (250 mm)	Each	1185.45	22185.45	Each	1185.45	22185.45		
	f) 12" i/d (300 mm)	Each	1389.50	27549.50	Each	1389.50	27549.50		
	g) 16" i/d (400 mm)	Each	1647.10	52887.10	Each	1647.10	52887.10		
	h) 18" i/d (450 mm)	Each	1969.05	94369.05	Each	1969.05	94369.05		
32	Providing and fixing, fire hydrants B.S.S. quality and weight of 2½" (65 mm) dia (including cost of jointing material).	Each	52.95	4372.95	Each	52.95	4372.95	9.1	1) Labour rates include cost of jointing material and labour. 2) Connecting pipes and specials, if used, will be paid extra.
33	Providing and fixing, air valve 2½ (65mm) dia of B.S.S. quality and weight (complete with jointing material).							ditto	
	a) single	Each	112.85	3172.85	Each	112.85	3172.85		
	b) double	Each	112.85	7072.85	Each	112.85	7072.85		
34	Providing and fitting C.I. flanges on pipes, including turning, threading, facing and fitting, etc. complete in all respects:-							ditto	
	a) 3" to 6" (75 to 150 mm) i/d	Per Kg	24.85	99.60	Per Kg	24.85	99.60		
	b) 8" to 12" (200 to 300 mm) i/d	Per Kg	15.70	90.50	Per Kg	15.70	90.50		
	c) 15" to 18" (375 to 450 mm) i/d	Per Kg	13.25	88.05	Per Kg	13.25	88.05		
35	Cutting C.I. pipe, and welding spigot or socket, flanged or tyton end, after finishing ends of pipes:								
	a) 3" to 6" (75 to 150 mm) i/d	Per Inch i/d of pipe		46.65	Per cm i/d of pipe		18.65		
	b) 8" to 12" (200 to 300 mm) i/d	ditto		57.30	ditto		22.90		
	c) 15" to 18" (375 to 450 mm) i/d	ditto		53.05	ditto		21.25		
36	Providing, laying, cutting, jointing, testing and disinfecting G.I. pipe line in trenches, with flanged joints, using G.I. pipe of B.S.S. 1387-1967 complete in all respects, including specials and valves:-								Cost of sockets, tees, elbows, bends, valves, crosses, unions and plugs, etc. is included in the rates.
	i) G.I. flanged joints (Heavy Quality)								
	a) 1½" i/d (40 mm)	Per Rft.	13.95	255.30	Per Metre	45.75	837.40		
	b) 2" i/d (50 mm)	Per Rft.	13.95	347.50	Per Metre	45.75	1139.85		
	c) 2½" i/d (65 mm)	Per Rft.	15.10	434.10	Per Metre	49.50	1423.80		
	d) 3" i/d (75 mm)	Per Rft.	15.15	556.20	Per Metre	49.75	1824.40		
	e) 4" i/d (100 mm)	Per Rft.	17.30	756.35	Per Metre	56.80	2480.80		

MRS, BI-ANNUAL PERIOD (1st AUGUST, 2012 TO 31st JANUARY, 2013) DISTRICT JHELMUM

Sr. No.	Description	Rate (British System)			Rate (Metric System)			Spec. No.	Remarks
		Unit	Labour	Composite	Unit	Labour	Composite		
	f) 6" i/d (150 mm)	Per Rft.	19.45	934.75	Per Metre	63.75	3065.90		
	g) 8" i/d (200 mm)	Per Rft.	19.45	1104.25	Per Metre	63.90	3622.00		
	ii) C.I. flanged joints (Medium Quality)								
	a) 1½" i/d (40 mm)	Per Rft.	15.60	197.05	Per Metre	51.25	646.35		
	b) 2" i/d (50 mm)	Per Rft.	14.75	267.25	Per Metre	48.40	876.60		
	c) 2½" i/d (65 mm)	Per Rft.	16.75	341.80	Per Metre	54.90	1121.15		
	d) 3" i/d (75 mm)	Per Rft.	16.80	426.55	Per Metre	55.10	1399.10		
	e) 4" i/d (100 mm)	Per Rft.	19.10	608.80	Per Metre	62.65	1996.80		
	f) 6" i/d (150 mm)	Per Rft.	21.35	833.30	Per Metre	70.00	2733.20		
	g) 8" i/d (200 mm)	Per Rft.	21.45	969.50	Per Metre	70.40	3179.90		
37	Providing and installing P.V.C. bends, of B.S.S.								
	i) Class `B' working pressure:-								
	a) 3" i/d (75 mm)	Each	75.80	199.40	Each	75.80	199.40		
	b) 4" i/d (100 mm)	Each	88.25	352.25	Each	88.25	352.25		
	c) 5" i/d (125 mm)	Each	110.30	626.30	Each	110.30	626.30		
	d) 6" i/d (150 mm)	Each	114.30	876.30	Each	114.30	876.30		
	ii) Class `D' working pressure:-								
	a) 1¼" i/d (30 mm)	Each	48.55	80.95	Each	48.55	80.95		
	b) 1½" i/d (40 mm)	Each	52.75	87.55	Each	52.75	87.55		
	c) 2" i/d (50 mm)	Each	57.55	127.15	Each	57.55	127.15		
	d) 3" i/d (75 mm)	Each	75.80	260.60	Each	75.80	260.60		
	e) 4" i/d (100 mm)	Each	88.25	522.65	Each	88.25	522.65		
	f) 5" i/d (125 mm)	Each	110.30	1106.30	Each	110.30	1106.30		
	g) 6" i/d (150 mm)	Each	114.30	1518.30	Each	114.30	1518.30		
38	Providing and installing P.V.C. tees, of B.S.S.								
	i) Class `B' working pressure:-								
	a) 3" i/d (80 mm)	Each	113.70	569.70	Each	113.70	569.70		
	b) 4" i/d (100 mm)	Each	134.25	1058.25	Each	134.25	1058.25		
	c) 5" i/d (125 mm)	Each	162.75	2022.75	Each	162.75	2022.75		
	d) 6" i/d (150 mm)	Each	171.50	2091.50	Each	171.50	2091.50		
	ii) Class `D' working pressure:-								
	a) 1¼" i/d (30 mm)	Each	74.30	200.30	Each	74.30	200.30		
	b) 1½" i/d (40 mm)	Each	79.40	234.20	Each	79.40	234.20		
	c) 2" i/d (50 mm)	Each	85.85	289.85	Each	85.85	289.85		
	d) 3" i/d (75 mm)	Each	113.70	563.70	Each	113.70	563.70		
	e) 4" i/d (100 mm)	Each	134.25	1058.25	Each	134.25	1058.25		
	f) 5" i/d (125 mm)	Each	162.75	2010.75	Each	162.75	2010.75		
	g) 6" i/d (150 mm)	Each	171.50	2079.50	Each	171.50	2079.50		

MRS, BI-ANNUAL PERIOD (1st AUGUST, 2012 TO 31st JANUARY, 2013) DISTRICT JHELM

Sr. No.	Description	Rate (British System)			Rate (Metric System)			Spec. No.	Remarks
		Unit	Labour	Composite	Unit	Labour	Composite		
39	Providing and installing P.V.C. sockets, B.S.S.								
	i) Class `B' working pressure:-								
	a) 3" i/d (75 mm)	Each	55.70	137.30	Each	55.70	137.30		
	b) 4" i/d (100 mm)	Each	68.15	212.15	Each	68.15	212.15		
	c) 5" i/d (125 mm)	Each	85.15	283.15	Each	85.15	283.15		
	d) 6" i/d (150 mm)	Each	89.15	365.15	Each	89.15	365.15		
	e) 8" i/d (200 mm)	Each	129.55	765.55	Each	129.55	765.55		
	f) 10" i/d (250 mm)	Each	153.55	1881.55	Each	153.55	1881.55		
	g) 12" i/d (300 mm)	Each	177.40	4137.40	Each	177.40	4137.40		
	h) 14" i/d (350 mm)	Each	200.25	3320.25	Each	200.25	3320.25		
	ii) Class `D' working pressure:-								
	a) 1¼" i/d (30 mm)	Each	31.75	53.35	Each	31.75	53.35		
	b) 1½" i/d (40 mm)	Each	35.95	65.95	Each	35.95	65.95		
	c) 2" i/d (50 mm)	Each	40.75	88.75	Each	40.75	88.75		
	d) 3" i/d (75 mm)	Each	55.70	208.10	Each	55.70	208.10		
	e) 4" i/d (100 mm)	Each	68.15	350.15	Each	68.15	350.15		
	f) 5" i/d (125 mm)	Each	85.15	601.15	Each	85.15	601.15		
	g) 6" i/d (150 mm)	Each	89.15	1001.15	Each	89.15	1001.15		
40	Providing and installing P.V.C. Tapered core, B.S.S.								
	i) Class `B' working pressure:-								
	a) 3" i/d (75 mm)	Each	75.80	115.40	Each	75.80	115.40		
	b) 4" i/d (100 mm)	Each	88.25	141.05	Each	88.25	141.05		
	c) 5" i/d (125 mm)	Each	110.30	176.30	Each	110.30	176.30		
	d) 6" i/d (150 mm)	Each	114.30	193.50	Each	114.30	193.50		
	e) 8" i/d (200 mm)	Each	163.10	295.10	Each	163.10	295.10		
	f) 10" i/d (250 mm)	Each	187.10	358.70	Each	187.10	358.70		
	g) 12" i/d (300 mm)	Each	217.65	428.85	Each	217.65	428.85		
	h) 14" i/d (350 mm)	Each	240.50	504.50	Each	240.50	504.50		
	ii) Class `D' working pressure:-								
	a) 1¼" i/d (30 mm)	Each	48.55	67.75	Each	48.55	67.75		
	b) 1½" i/d (40 mm)	Each	52.75	79.15	Each	52.75	79.15		
	c) 2" i/d (50 mm)	Each	57.55	89.95	Each	57.55	89.95		
41	Making connection for new watersupply lines with the running main, including excavation of trench and refilling, complete, but excluding cost of pipe and specials, etc.							The rate includes the component of bailing out water from the trench and cutting of existing pipe line.	
	Diameter of running main:								
	i) upto 6" i/d (150 mm)	Per Connection	1057.65		Per Connection	1057.65			
	ii) upto 8" i/d (200 mm)	ditto	1330.90		ditto	1330.90			
	iii) upto 10" i/d (250 mm)	ction	1887.60		ction	1887.60			
	iv) upto 12" i/d (300 mm)	ditto	2570.70		ditto	2570.70			
	v) upto 16" i/d (400 mm)	ditto	3161.55		ditto	3161.55			

MRS, BI-ANNUAL PERIOD (1st AUGUST, 2012 TO 31st JANUARY, 2013) DISTRICT JHELUM

Sr. No.	Description	Rate (British System)			Rate (Metric System)			Spec. No.	Remarks
		Unit	Labour	Composite	Unit	Labour	Composite		
	vi) upto 20" i/d (500 mm)	ditto	4083.75		ditto	4083.75			
	vii) upto 24" i/d (600 mm)	ditto	4913.70		ditto	4913.70			



24. ELECTRIC INSTALLATION

Rates for all finished works include the removal of surplus debris, unused material and byproducts.

MRS, BI-ANNUAL PERIOD (1st AUGUST, 2012 TO 31st JANUARY, 2013) DISTRICT JHELUM									
Sr. No.	Description	Rate (British System)			Rate (Metric System)			Spec. No.	Remarks
		Unit	Labour	Composite	Unit	Labour	Composite		
1	Supply and erection of G.I. pipes for wiring purposes, including pull boxes, inspection boxes, bends, tees, etc. complete with all specials.								
	a) on surface, including clamps, etc.							38.4	
	i) 15 mm i/d	Per Rft.	12.80	58.10	Per Metre	42.00	190.60		
	ii) 20 mm i/d	Per Rft.	12.80	72.50	Per Metre	42.00	237.75		
	iii) 25 mm i/d	Per Rft.	12.80	95.40	Per Metre	42.00	312.85		
	iv) 32 mm i/d	Per Rft.	15.60	121.35	Per Metre	51.20	398.05		
	v) 40 mm i/d	Per Rft.	15.60	149.55	Per Metre	51.20	490.55		
	vi) 50 mm i/d	Per Rft.	18.60	185.50	Per Metre	60.95	608.45		
	vii) 80 mm i/d	Per Rft.	23.65	291.15	Per Metre	77.60	954.90		
	b) recessed in walls, including hooks, cutting jharries and repairing surface:							38.3	
	i) 15 mm i/d	Per Rft.	18.45	61.55	Per Metre	60.45	201.85		
	ii) 20 mm i/d	Per Rft.	18.45	76.85	Per Metre	60.45	252.10		
	iii) 25 mm i/d	Per Rft.	19.20	100.85	Per Metre	63.00	330.80		
	iv) 32 mm i/d	Per Rft.	19.20	124.10	Per Metre	63.00	407.05		
	v) 40 mm i/d	Per Rft.	20.95	153.30	Per Metre	68.70	502.85		
	vi) 50 mm i/d	Per Rft.	28.80	194.70	Per Metre	94.45	638.65		
	vii) 80 mm i/d	Per Rft.	46.10	313.40	Per Metre	151.15	1,027.90		
2	Supply and erection of M.S. conduit pipes for wiring, including pull boxes, inspection boxes, bends, tees, etc. complete with all specials.								
	a) on surface, including clamps, etc.								
	i) 16 mm i/d	Per Rft.	8.90	29.35	Per Metre	29.15	96.30		
	ii) 20 mm i/d	Per Rft.	8.90	34.65	Per Metre	29.15	113.55		
	iii) 25 mm i/d	Per Rft.	8.90	39.80	Per Metre	29.15	130.50		
	iv) 32 mm i/d	Per Rft.	8.90	44.25	Per Metre	29.15	145.10		
	v) 40 mm i/d	Per Rft.	10.00	56.35	Per Metre	32.80	184.80		
	vi) 50 mm i/d	Per Rft.	12.30	68.85	Per Metre	40.35	225.80		
	b) recessed in walls, including cutting jharries, cost of hooks and repairing surface etc.							38.3 & 38.7	
	i) 16 mm i/d	Per Rft.	16.45	37.95	Per Metre	54.00	124.40		

MRS, BI-ANNUAL PERIOD (1st AUGUST, 2012 TO 31st JANUARY, 2013) DISTRICT JHELUM

Sr. No.	Description	Rate (British System)			Rate (Metric System)			Spec. No.	Remarks
		Unit	Labour	Composite	Unit	Labour	Composite		
3	ii) 20 mm i/d	Per Rft.	16.45	42.65	Per Metre	54.00	139.90	38.3 & 38.5	
	iii) 25 mm i/d	Per Rft.	18.45	49.00	Per Metre	60.45	160.80		
	iv) 32 mm i/d	Per Rft.	19.20	54.50	Per Metre	63.00	178.75		
	v) 40 mm i/d	Per Rft.	20.05	65.30	Per Metre	65.70	214.10		
	vi) 50 mm i/d	Per Rft.	20.95	77.95	Per Metre	68.70	255.60		
	Supply and erection of PVC pipe for wiring recessed in walls, including inspection boxes, pull boxes, hooks, cutting jharries, and repairing surface, etc., complete with all specials.								
4	i) 12 mm i/d	Per Rft.	14.85	25.20	Per Metre	48.75	82.65		38.4
	ii) 20 mm i/d	Per Rft.	15.35	29.30	Per Metre	50.40	96.10		
	iii) 25 mm i/d	Per Rft.	17.05	35.05	Per Metre	56.00	114.95		
	iv) 32 mm i/d	Per Rft.	18.45	42.90	Per Metre	60.45	140.75		
	v) 40 mm i/d	Per Rft.	19.20	52.90	Per Metre	63.00	173.60		
	vi) 50 mm i/d	Per Rft.	20.05	63.95	Per Metre	65.70	209.80		
Supply and erection of PVC pipe for wiring on surface including clamps inspection boxes, pull boxes, bends, tees, repairing surface, etc., complete with all specials:-									
5	i) 12 mm i/d	Per Rft.	4.00	15.05	Per Metre	13.10	49.45	38.4	
	ii) 20 mm i/d	Per Rft.	4.00	18.60	Per Metre	13.10	61.10		
	iii) 25 mm i/d	Per Rft.	4.00	23.90	Per Metre	13.10	78.35		
	iv) 32 mm i/d	Per Rft.	4.55	32.15	Per Metre	15.00	105.50		
	v) 40 mm i/d	Per Rft.	4.55	42.75	Per Metre	15.00	140.25		
	vi) 50 mm i/d	Per Rft.	5.50	57.55	Per Metre	18.10	188.80		
	Supply and erection of G.I. flexible pipe for wiring, including welding of sockets, nipples and check nuts, etc. complete:-								
6	i) 12 mm i/d	Per Rft.	10.55	54.45	Per Metre	34.50	178.50	38.2 & 38.3	
	ii) 20 mm i/d	Per Rft.	11.25	70.50	Per Metre	36.80	231.20		
	iii) 25 mm i/d	Per Rft.	11.60	94.65	Per Metre	38.10	310.50		
	iv) 32 mm i/d	Per Rft.	14.05	115.75	Per Metre	46.05	379.65		
	v) 40 mm i/d	Per Rft.	15.30	130.90	Per Metre	50.20	429.40		
	vi) 50 mm i/d	Per Rft.	16.85	170.85	Per Metre	55.25	560.45		
	vii) 80 mm i/d	Per Rft.	22.45	331.05	Per Metre	73.65	1,085.85		
Supply and erection PVC pipe for recessed wiring (main and sub-main) purpose, including bends, specials, etc. in floor, wall or trenches:-									
6	i) 50 mm i/d	Per Rft.	20.05	65.60	Per Metre	65.70	215.20	38.2 & 38.3	
	ii) 80 mm i/d	Per Rft.	23.05	85.60	Per Metre	75.55	280.80		
	iii) 100 mm i/d	Per Rft.	23.05	110.70	Per Metre	75.55	363.15		

MRS, BI-ANNUAL PERIOD (1st AUGUST, 2012 TO 31st JANUARY, 2013) DISTRICT JHELUM

Sr. No.	Description	Rate (British System)			Rate (Metric System)			Spec. No.	Remarks
		Unit	Labour	Composite	Unit	Labour	Composite		
7	Supply and erection of PVC pipe for surface wiring (main and sub-main) including clamps, inspection boxes, pull boxes bends etc., complete with all specials:-								
	i) 50 mm i/d	Per Rft.	5.50	52.45	Per Metre	18.10	172.10		
	ii) 80 mm i/d	Per Rft.	8.00	87.00	Per Metre	26.25	285.40		
	iii) 100 mm i/d	Per Rft.	9.15	109.75	Per Metre	30.00	360.05		
8	Supply and erection of wooden strip batten for wiring purposes, including clips, insulation cleats, etc.	Per Rft.	1.60	3.80	Per Metre	5.25	12.55	38.8	Additional width required to accommodate wires will be provided by erection of additional strips.
9	Supply and erection of Sahl wood casing and capping for wiring purposes, including insulation cleats, screws, etc. complete.	Per Rft.	1.60	12.80	Per Metre	5.25	42.05	38.8	
10	Supply and erection of single core PVC insulated copper conductor cables, in prelaid PVC pipe/M.S. conduit/G.I pipe/wooden strip batten/wooden casing an capping/G.I. wire/trenches (rate for cables only):-							38.1	
	a) 250/440 volts, PVC insulated:								
	i) 3/0.74 mm (3/0.029")	Per Rft.	3.20	9.45	Per Metre	10.50	30.95		
	ii) 3/0.91 mm (3/0.036")	Per Rft.	3.20	9.85	Per Metre	10.50	32.30		
	iii) 7/0.74 mm (7/0.029")	Per Rft.	3.20	13.60	Per Metre	10.50	44.55		
	iv) 7/0.91 mm (7/0.036")	Per Rft.	3.55	20.15	Per Metre	11.65	66.15		
	v) 7/1.12 mm (7/0.044")	Per Rft.	4.00	28.95	Per Metre	13.10	94.90		
	vi) 7/1.63 mm (7/0.064")	Per Rft.	4.90	70.55	Per Metre	16.15	231.45		
	vii) 19/1.32 mm (19/0.052")	Per Rft.	11.15	113.60	Per Metre	36.60	372.60		
	viii) 19/1.63 mm (19/0.064")	Per Rft.	13.00	155.80	Per Metre	42.70	510.95		
	b) 250/440 volts, PVC insulated cotton braided and compounded cables:-								
	i) 3/0.74 mm (3/0.029")	Per Rft.	3.55	9.80	Per Metre	11.65	32.10		
	ii) 3/0.91 mm (3/0.036")	Per Rft.	3.55	10.20	Per Metre	11.65	33.45		
	iii) 7/0.74 mm (7/0.029")	Per Rft.	3.55	13.95	Per Metre	11.65	45.75		
	iv) 7/0.91 mm (7/0.036")	Per Rft.	3.75	20.40	Per Metre	12.35	66.85		
	v) 7/1.12 mm (7/0.044")	Per Rft.	4.20	29.15	Per Metre	13.80	95.55		
	vi) 7/1.63 mm (7/0.064")	Per Rft.	4.85	70.50	Per Metre	15.90	231.20		
11	Supply and erection of single core PVC insulated, PVC sheathed copper conductor, 250/440 volts grade cable (BSS-2004), in prelaid PVC pipes/M.S. conduit/G.I. pipe/wooden strip batten/wooden casing and capping/trenches, etc. (rate for cable only):-								

MRS, BI-ANNUAL PERIOD (1st AUGUST, 2012 TO 31st JANUARY, 2013) DISTRICT JHELUM

Sr. No.	Description	Rate (British System)			Rate (Metric System)			Spec. No.	Remarks
		Unit	Labour	Composite	Unit	Labour	Composite		
	i) 3/0.74 mm (3/0.029")	Per Rft.	3.20	9.00	Per Metre	10.50	29.55		
	ii) 3/0.91 mm (3/0.036")	Per Rft.	3.20	11.90	Per Metre	10.50	39.10		
	iii) 7/0.74 mm (7/0.029")	Per Rft.	3.20	16.10	Per Metre	10.50	52.75		
	iv) 7/0.91 mm (7/0.036")	Per Rft.	3.55	23.10	Per Metre	11.65	75.70		
	v) 7/1.12 mm (7/0.044")	Per Rft.	4.00	32.65	Per Metre	13.10	107.15		
	vi) 7/1.63 mm (7/0.064")	Per Rft.	4.90	64.35	Per Metre	16.15	211.00		
12	Supply and erection of single core PVC insulated, PVC sheathed copper conductor, 660/1100 volts grade cable, in prelaid G.I. pipe/M.S. conduits/PVC pipe/G.I. wire/trenches, etc (rate for cable only):-							38.1 to 38.7	
	i) 7/1.63 mm (7/0.064")	Per Rft.	4.85	72.75	Per Metre	15.90	238.55		
	ii) 19/1.32 mm (19/0.052")	Per Rft.	5.35	122.60	Per Metre	17.50	402.10		
	iii) 19/1.63 mm (19/0.064")	Per Rft.	5.80	165.85	Per Metre	19.10	544.00		
	iv) 19/2.11 mm (19/0.083")	Per Rft.	6.40	317.00	Per Metre	21.00	1,039.85		
	v) 37//1.83 mm (37/0.072")	Per Rft.	11.05	440.15	Per Metre	36.20	1,443.65		
	vi) 37/2.11 mm (37/0.083")	Per Rft.	13.35	552.30	Per Metre	43.75	1,811.50		
	vii) 37/2.62 mm (37/0.103")	Per Rft.	18.80	847.40	Per Metre	61.75	2,779.55		
13	Supply and erection of copper conductor cables for service connection, in prelaid pipe/G.I. wire/trenches, etc. (rate for cable only):-							ditto	
	a) PVC insulated, PVC sheathed twin core, 250/440 volts.								
	i) 3/0.74 mm (3/0.029")	Per Rft.	3.55	16.45	Per Metre	11.65	53.90		
	ii) 3/0.91 mm (3/0.036")	Per Rft.	3.55	23.10	Per Metre	11.65	75.70		
	iii) 7/0.74 mm (7/0.029")	Per Rft.	3.55	31.40	Per Metre	11.65	102.95		
	iv) 7/0.91 mm (7/0.036")	Per Rft.	3.75	45.75	Per Metre	12.35	150.00		
	v) 7/1.12 mm (7/0.044")	Per Rft.	4.20	64.85	Per Metre	13.80	212.75		
	vi) 7/1.63 mm (7/0.064")	Per Rft.	4.85	129.10	Per Metre	15.90	423.45		
	b) PVC insulated, PVC sheathed 3 core, 660/1100 volt cable:-								
	i) 3/0.74 mm (3/0.029")	Per Rft.	3.75	24.55	Per Metre	12.35	80.50		
	ii) 3/0.91 mm (3/0.036")	Per Rft.	3.75	34.90	Per Metre	12.35	114.55		
	iii) 7/0.74 mm (7/0.029")	Per Rft.	3.75	47.40	Per Metre	12.35	155.45		
	iv) 7/0.91 mm (7/0.036")	Per Rft.	4.20	69.20	Per Metre	13.80	227.00		
	v) 7/1.12 mm (7/0.044")	Per Rft.	4.45	98.65	Per Metre	14.60	323.60		
	vi) 7/1.63 mm (7/0.064")	Per Rft.	5.10	199.70	Per Metre	16.65	654.95		
	c) PVC insulated, PVC sheathed 4 core, 660/1100 volt non armoured cable:-								
	i) 3/0.74 mm (3/0.029")	Per Rft.	4.00	31.40	Per Metre	13.10	103.05		

MRS, BI-ANNUAL PERIOD (1st AUGUST, 2012 TO 31st JANUARY, 2013) DISTRICT JHELUM

Sr. No.	Description	Rate (British System)			Rate (Metric System)			Spec. No.	Remarks
		Unit	Labour	Composite	Unit	Labour	Composite		
	ii) 3/0.91 mm (3/0.036")	Per Rft.	4.00	43.90	Per Metre	13.10	143.95		
	iii) 7/0.74 mm (7/0.029")	Per Rft.	4.20	60.15	Per Metre	13.80	197.35		
	iv) 7/0.91 mm (7/0.036")	Per Rft.	4.20	88.95	Per Metre	13.80	291.80		
	v) 7/1.12 mm (7/0.044")	Per Rft.	4.45	127.85	Per Metre	14.60	419.40		
	vi) 7/1.63 mm (7/0.064")	Per Rft.	5.10	260.15	Per Metre	16.65	853.30		
	vii) 19/1.32 mm (19/0.052")	Per Rft.	7.10	485.60	Per Metre	23.30	1,592.75		
d)	PVC insulated, PVC sheathed 4 core 660/1100 volt grade cable, armoured with G.I. wire 16 SWG.								Cost of trenches where necessary is included in the rates.
	i) 19/1.32 mm (19/0.052")	Per Rft.	7.10	541.55	Per Metre	23.30	1,776.25		
	ii) 19/1.63 mm (19/0.064")	Per Rft.	7.60	723.90	Per Metre	25.00	2,374.40		
	iii) 19/1.83 mm (19/0.072")	Per Rft.	8.00	980.60	Per Metre	26.25	3,216.35		
	iv) 19/2.11 mm (19/0.083")	Per Rft.	8.65	1,372.50	Per Metre	28.35	4,501.80		
	v) 37/1.83 mm (37/0.072")	Per Rft.	8.90	1,869.75	Per Metre	29.15	6,132.75		
	vi) 37/2.11 mm (37/0.083")	Per Rft.	10.65	2,363.60	Per Metre	35.00	7,752.55		
	vii) 37/2.36 mm (37/0.093")	Per Rft.	12.80	2,880.80	Per Metre	42.00	9,449.05		
	viii) 37/2.62 mm (37/0.103")	Per Rft.	16.00	3,585.50	Per Metre	52.45	11,760.40		
14	Supply and erection of M.S. sheet box of 16 SWG, 10 cm (4") deep, with 4.75 mm thick (3/16") bakelite sheet top, for recessed wiring, including making holes for regulators, switches, plugs, etc.							38.1 to 38.7	
	i) 10 x 10 cm (4"x4")	Each	52.45	118.30	Each	52.45	118.30		
	ii) 17.5 x 10 cm (7"x4")	Each	65.60	158.15	Each	65.60	158.15		
	iii) 22.5 x 10 cm (9"x4")	Each	87.45	201.00	Each	87.45	201.00		
	iv) 20 x 25 cm (8"x10")	Each	104.95	299.40	Each	104.95	299.40		
	v) 25 x 30 cm (10"x12")	Each	131.20	397.40	Each	131.20	397.40		
	vi) 30 x 35 cm (12"x14")	Each	174.90	516.00	Each	174.90	516.00		
15	Supply and erection of round block of Sahl wood, 10x4 cm (4"x1½") thick.	Each	15.00	27.80	Each	15.00	27.80	38.1	
16	Supply and erection of teak wood board, 4.5 cm (1¾") thick.							38.1	
	i) 17.5 x 10 cm (7"x4")	Each	21.00	76.40	Each	21.00	76.40		
	ii) 22.5 x 10 cm (9"x4")	Each	21.00	88.40	Each	21.00	88.40		
	iii) 20 x 25 cm (8"x10")	Each	23.30	103.90	Each	23.30	103.90		
	iv) 25 x 30 cm (10"x12")	Each	26.25	143.05	Each	26.25	143.05		
	v) 30 x 35 cm (12"x14")	Each	30.00	196.00	Each	30.00	196.00		
17	Supply and erection of Sahl wood board, 4.5 cm (1¾") thick.								
	i) 17.5 x 10 cm (7"x4")	Each	21.00	56.60	Each	21.00	56.60		
	ii) 22.5 x 10 cm (9"x4")	Each	21.00	74.60	Each	21.00	74.60		
	iii) 20 x 25 cm (8"x10")	Each	23.30	88.30	Each	23.30	88.30		
	iv) 25 x 30 cm (10"x12")	Each	26.25	106.85	Each	26.25	106.85		

MRS, BI-ANNUAL PERIOD (1st AUGUST, 2012 TO 31st JANUARY, 2013) DISTRICT JHELUM

Sr. No.	Description	Rate (British System)			Rate (Metric System)			Spec. No.	Remarks
		Unit	Labour	Composite	Unit	Labour	Composite		
18	v) 30 x 35 cm (12"x14") Supply and erection of iron/aluminum clad, 500 volts main switches with kitkat fuses, on angle iron board with 3 mm (1/8") thick M.S. sheet covering, including bonding to earth with necessary flexible pipe and thimbles, etc.	Each	30.00	126.80	Each	30.00	126.80	38.1	When the base frame is already installed, the labour and composite rates will be reduced as follows:- For 15 to 35 Amps. by Rs. 21.20 and Rs. 145.50. For 60 to 65 Amps. by Rs. 38.80 and Rs. 252.60. For 100 Amps. by Rs. 38.80 and Rs. 350.80.
	a) double pole:								
	i) 15/20 Amp.	Each	349.80	1,369.35	Each	349.80	1,369.35		
	ii) 30/35 Amp.	Each	349.80	1,651.35	Each	349.80	1,651.35		
	iii) 60/65 Amp.	Each	524.70	2,136.45	Each	524.70	2,136.45		
	iv) 100 Amp.	Each	524.70	2,676.45	Each	524.70	2,676.45		
	b) triple pole:								
	i) 15/20 Amp.	Each	524.70	1,862.25	Each	524.70	1,862.25		
	ii) 30/35 Amp.	Each	349.80	2,107.35	Each	349.80	2,107.35		
	c) triple pole with neutral link:								
	i) 30/35 Amp.	Each	349.80	2,275.35	Each	349.80	2,275.35		
	ii) 60/65 Amp.	Each	524.70	2,857.20	Each	524.70	2,857.20		
	iii) 100 Amp.	Each	667.90	3,498.45	Each	667.90	3,498.45		
19	Supply and erection of iron/aluminum clad, 500 volts main switches with triple pole and neutral link and HRC fuses, on angle iron board with 3 mm (1/8") thick M.S. sheet covering, including bonding to earth with necessary flexible pipe and thimbles.							38.1	When the base frame is already installed, the labour & composite rates will be reduced as follows:- i) For 60/65 Amp. by Rs. 21.20 and Rs. 145.50. ii) For 100 to 300 Amp. by Rs. 21.20 and Rs. 350.80 iii) For 400 to 500 Amp. by Rs. 42.20 and Rs. 526.20
	60/65 Amp	Each	524.70	2,906.10	Each	524.70	2,906.10		
	100 Amp	Each	667.90	4,057.35	Each	667.90	4,057.35		
	150 Amp	Each	667.90	5,576.50	Each	667.90	5,576.50		
	200 Amp	Each	1,511.40	8,904.00	Each	1,511.40	8,904.00		
	300 Amp	Each	1,511.40	10,272.00	Each	1,511.40	10,272.00		
	400 Amp	Each	2,120.25	13,797.45	Each	2,120.25	13,797.45		
	500 Amp	Each	2,267.10	17,618.20	Each	2,267.10	17,618.20		
20	Supply and erection of iron/aluminum clad, branch distribution board, 250 volt, on angle iron frame of suitable size with 3 mm (1/8") M.S. sheet covering:							ditto	When the base frame is already installed the labour and composite rates will be reduced by Rs. 19.50 & Rs. 152.20 respectively.
	i) 2 way, 15 Amp per way	Each	174.90	570.30	Each	174.90	570.30		
	ii) 3 way, 15 Amp per way	Each	174.90	570.30	Each	174.90	570.30		
	iii) 4 way, 15 Amp per way	Each	174.90	642.30	Each	174.90	642.30		
	iv) 5 way, 15 Amp per way	Each	174.90	702.30	Each	174.90	702.30		
	v) 6 way, 15 Amp per way	Each	174.90	744.30	Each	174.90	744.30		

MRS, BI-ANNUAL PERIOD (1st AUGUST, 2012 TO 31st JANUARY, 2013) DISTRICT JHELUM

Sr. No.	Description	Rate (British System)			Rate (Metric System)			Spec. No.	Remarks
		Unit	Labour	Composite	Unit	Labour	Composite		
	vi) 7 way, 15 Amp per way	Each	174.90	798.30	Each	174.90	798.30		
	vii) 8 way, 15 Amp per way	Each	174.90	846.30	Each	174.90	846.30		
	viii) 9 way, 15 Amp per way	Each	174.90	900.30	Each	174.90	900.30		
	ix) 10 way, 15 Amp per way	Each	174.90	978.30	Each	174.90	978.30		
	x) 11 way, 15 Amp per way	Each	174.90	1,038.30	Each	174.90	1,038.30		
	xi) 12 way, 15 Amp per way	Each	174.90	1,092.30	Each	174.90	1,092.30		
	xii) 2 way, 30 Amp per way	Each	262.35	657.75	Each	262.35	657.75		
	xiii) 3 way, 30 Amp per way	Each	262.35	663.75	Each	262.35	663.75		
	xiv) 4 way, 30 Amp per way	Each	262.35	723.75	Each	262.35	723.75		
	xv) 5 way, 30 Amp per way	Each	262.35	789.75	Each	262.35	789.75		
	xvi) 6 way, 30 Amp per way	Each	262.35	831.75	Each	262.35	831.75		
	xvii) 7 way, 30 Amp per way	Each	262.35	897.75	Each	262.35	897.75		
	xviii) 8 way, 30 Amp per way	Each	262.35	951.75	Each	262.35	951.75		
	xix) 9 way, 30 Amp per way	Each	262.35	999.75	Each	262.35	999.75		
	xx) 10 way, 30 Amp per way	Each	262.35	1,083.75	Each	262.35	1,083.75		
21	Supply and erection of bus bars, for 500 volts 3 phase A.C. supply with four copper bars, including glazed porcelain bridges, on angle iron board, fixed with rag bolts and M.S. sheet box 1.5 mm thick, etc. complete:-							38.1	When the base frame is already installed the labour and composite rates will be reduced by Rs. 21.20 and Rs. 145.50 respectively.
	i) 60 Amp. with 4 copper bars size 1½"x1/8" (40 x 3 mm)	Each	668.25	2,707.05	Each	668.25	2,707.05		
	ii) 100 Amp. with 4 copper bars size 1½"x1/8" (40 x 3 mm)	Each	668.25	2,707.05	Each	668.25	2,707.05		
	iii) 200 Amp with 4 copper bars size 2"x1/8" (50x 3 mm)	Each	1,042.80	3,177.60	Each	1,042.80	3,177.60		
	iv) 300 Amp with 4 copper bars size 2"x3/16" (50x 5 mm)	Each	1,196.25	3,331.05	Each	1,196.25	3,331.05		
	v) 500 Amp with 4 copper size 2"x1/4" (50x 6 mm)	Each	815.10	3,537.55	Each	815.10	3,537.55		
22	i) Supply and erection of plain pendent lamp holder, complete with bakelite lamp holder and flexible twin wire 23/0.0076" upto 2 metre length (without bulb and shade).	Each	12.25	101.70	Each	12.25	101.70	38.1	
	ii) Extra for additional length of flexible wire, beyond 2 metres.	Per Rft.	--	1.65	Per Metre	--	5.45		
23	Supply and erection of counter weight pendent with porcelain counter weight, and fitting on bakelite lamp holder, with flexible twin wire 23/0.0076" complete (without bulb and shade).	Each	24.50	227.65	Each	24.50	227.65	38.1	
24	Supply and erection of stiff pendent with brass/metal pipe 6.3 cm (2.5") long, and 15 mm (½") dia brass oxidised or painted, along with brass lamp holder with VIR/PVC cable 3/0.74 mm	Each	34.75	375.55	Each	34.75	375.55	ditto	

MRS, BI-ANNUAL PERIOD (1st AUGUST, 2012 TO 31st JANUARY, 2013) DISTRICT JHELUM

Sr. No.	Description	Rate (British System)			Rate (Metric System)			Spec. No.	Remarks
		Unit	Labour	Composite	Unit	Labour	Composite		
25	(3/0.029"). Supply and erection of 22.5 cm (9") long swan neck plain brass/steel brass oxidised bracket lamp holder, complete.	Each	35.95	98.95	Each	35.95	98.95	ditto	
26	Supply and erection of wall type/pole type bracket, with double cover water tight reflector, flexible wire and brass boldor.	Each	49.65	402.00	Each	49.65	402.00	ditto	
27	Supply and erection of bakelite button holder shade, large size.	Each	8.15	44.80	Each	8.15	44.80	ditto	
28	Supply and erection of call bell 220/250 volts, fixed on teak wood board 17.5x10 cm (7"x4").	Each	34.75	213.15	Each	34.75	213.15	38.1	
29	Supply and erection of bell push or bed switch, with 5 metres twin flexible wire 23/0.0076".	Each	7.35	203.95	Each	7.35	203.95	38.1	
30	Supply and erection of ceiling rose, bakelite.	Each	12.25	31.60	Each	12.25	31.60	ditto	
31	Supply and erection of switches 5 Amp.								
	i) open type	Each	11.75	28.70	Each	11.75	28.70	ditto	
	ii) piano type	Each	11.75	28.70	Each	11.75	28.70		
	iii) ring type, recessed	Each	11.75	23.75	Each	11.75	23.75		
	iv) plate type, recessed	Each	11.75	45.50	Each	11.75	45.50		
	v) double control, open type	Each	15.95	44.15	Each	15.95	44.15		
	vi) double control, ring type recessed	Each	15.95	38.15	Each	15.95	38.15		
	vii) double control, piano type	Each	15.95	39.35	Each	15.95	39.35		
32	Supply and erection of switches 10/15 Amp.							ditto	
	i) open type	Each	11.75	37.55	Each	11.75	37.55		
	ii) recessed type	Each	11.75	47.15	Each	11.75	47.15		
33	Supply and erection of wall socket with 3 pin 5 Amp, shoe.	Each	11.75	73.55	Each	11.75	73.55	ditto	
34	Supply and erection of 3 pin. 5 Amp wall socket.	Each	11.75	49.55	Each	11.75	49.55	ditto	
35	Supply and erection of 3 pin, 10/15 Amp. wall socket.							ditto	
	i) open type	Each	11.75	43.55	Each	11.75	43.55		
	ii) recessed type	Each	11.75	79.55	Each	11.75	79.55		
36	Supply and erection of 3 pin switch and plug combined, recessed type.							ditto	
	i) 5 Amp	Each	11.75	63.35	Each	11.75	63.35		

MRS, BI-ANNUAL PERIOD (1st AUGUST, 2012 TO 31st JANUARY, 2013) DISTRICT JHELUM

Sr. No.	Description	Rate (British System)			Rate (Metric System)			Spec. No.	Remarks
		Unit	Labour	Composite	Unit	Labour	Composite		
	ii) 10/15 Amp	Each	11.75	88.25	Each	11.75	88.25		
37	Supply and erection of 3 pin 10/15 Amp. wall socket with shoe, open type.	Each	11.75	139.55	Each	11.75	139.55	ditto	
38	Supply and erection of cut out, bakelite.							ditto	
	i) open type	Each	6.55	32.35	Each	6.55	32.35		
	ii) recessed type	Each	6.55	38.35	Each	6.55	38.35		
39	Supply and erection of button holder.							38.1	
	i) bakelite large size	Each	7.35	25.95	Each	7.35	25.95		
	ii) brass	Each	7.35	37.95	Each	7.35	37.95		
40	Supply and erection of brass bracket with holder.	Each	9.80	40.40	Each	9.80	40.40	ditto	
41	Supply and erection of bell push open/recessed type (without flexible wire).	Each	6.55	26.35	Each	6.55	26.35	ditto	
42	Supply and erection of kitkat, 500 volt:							ditto	
	i) 15/20 Amp	Each	11.70	43.20	Each	11.70	43.20		
	ii) 30/35 Amp	Each	12.75	44.25	Each	12.75	44.25		
	iii) 60/65 Amp	Each	19.50	64.50	Each	19.50	64.50		
	iv) 100 Amp	Each	21.90	108.90	Each	21.90	108.90		
	v) 200 Amp	Each	25.05	148.05	Each	25.05	148.05		
	vi) 300 Amp	Each	25.05	304.05	Each	25.05	304.05		
	vii) 400 Amp	Each	32.60	377.60	Each	32.60	377.60		
	viii) 500 Amp	Each	32.60	548.60	Each	32.60	548.60		
43	Supply and erection of tube light, including rod, choke, starter with frame, flexible wire, including connection from ceiling rose, etc., complete.							38.1	
	i) double rod (80 watts) with two chokes and 2 starters.	Per set	203.80	1,134.05	Per set	203.80	1,134.05		
	ii) single rod (40 watts) with one choke and one starter.	ditto	163.00	589.30	ditto	163.00	589.30		
	iii) round tube, 32 watt, with one choke and one starter, without cover.	Each	163.00	645.70	Each	163.00	645.70		
	iv) round tube, 32 watt with one chock and one starter, with cover.	ditto	135.85	738.55	ditto	135.85	738.55		
44	Providing and fixing M.S. iron box for housing main switches, made of 1.5 mm (1/16") thick M.S. sheet, with locking							ditto	

MRS, BI-ANNUAL PERIOD (1st AUGUST, 2012 TO 31st JANUARY, 2013) DISTRICT JHELUM

Sr. No.	Description	Rate (British System)			Rate (Metric System)			Spec. No.	Remarks
		Unit	Labour	Composite	Unit	Labour	Composite		
	arrangement, including painting:-								
	i) 60x35x15 cm (24"x14"x6")	Each	425.90	2,433.75	Each	425.90	2,433.75		
	ii) 95x40x20 cm (38"x16"x8")	Each	616.85	3,048.80	Each	616.85	3,048.80		
	iii) 105x52.5x22.5 cm (42"x21"x9")	Each	938.45	4,204.75	Each	938.45	4,204.75		
	iv) 135x70x27.5 cm (54"x28"x11")	Each	1,035.40	6,198.50	Each	1,035.40	6,198.50		
45	Supply and erection of girder clamp hook, 16 mm (5/8") with M.S. plate 25x6 mm (1"x1/4"), with bolts and nuts for hanging ceiling fans.	Each	27.15	138.75	Each	27.15	138.75	38.1 & 38.10	
46	Supply and erection of girder strut, of M.S. tee section 40x40x6 mm (1 1/2"x1 1/2"x 1/4"), complete with clamp, bolts and nuts, etc., including fixing with cement concrete 1:3:6.	Each	34.75	838.50	Each	34.75	838.50	ditto	
47	Supply and erection of roof suspension hook, 16 mm (5/8") dia rod with 75x40x3 mm (3"x1 1/2"x1/8") M.S. steel channel, with clamp, bolts and nuts, etc., including fixing with cement concrete 1:3:6.	Each	37.25	1,178.90	Each	37.25	1,178.90	38.1	
48	Supply and erection of roof suspension hook of M.S. plate 75x40x12.7mm (3"x1 1/2"x1/2") with 16 mm (5/8") hook complete with bolts, nuts and fixing with cement concrete 1:3:6	Each	49.65	475.75	Each	49.65	475.75		
49	Supply and erection of 3/8" (10 mm) dia M.S. bar fan hook, placed at the time of casting of slab.	Each	15.05	31.85	Each	15.05	31.85	ditto	
50	Erection of circular L.T. pole in cement concrete 1:3:6 one metre below ground level (excluding the cost of pole), including cement concrete collar (1:2:4) excavation of foundation, and finishing surface.	Each	428.50	2,097.60	Each	428.50	2,097.60	38.12	
51	Supply and erection of bracket of M.S. channel 75x40x6 mm (3"x1 1/2"x1/4") section:-								
	i) 0.60 metre (2') long for 2 lines.	Each	104.90	538.55	Each	104.90	538.55		
	ii) 1.200 metre (4') long for 4 lines.	Each	122.40	1,112.60	Each	122.40	1,112.60		
52	Supply and erection of anchor rod Henley type for pole, including necessary clamps and 7/12" stay wire, straining screws, etc., erected in cement concrete 1:3:6 and collar of cement concrete.	Per Rft.	6.55	19.60	Per Metre	21.40	64.25	38.14	
53	Supply and erection of stay for house service pipe, erected with straining screws and 7/14" stay wire, complete.	Per Rft.	9.15	30.35	Per Metre	30.00	99.60	ditto	
54	Supply and erection of house service pipe Henley (G.I. pipe water quality) or pole type, 50 mm (2") dia, erected to instal insulated overhead line, include shackle insulator for holding	Per Rft.	38.40	237.70	Per Metre	125.95	779.65		

MRS, BI-ANNUAL PERIOD (1st AUGUST, 2012 TO 31st JANUARY, 2013) DISTRICT JHELUM

Sr. No.	Description	Rate (British System)			Rate (Metric System)			Spec. No.	Remarks
		Unit	Labour	Composite	Unit	Labour	Composite		
	insulated wire and straining devices for bearer wire and other accessories etc., complete.								
55	Supply and erection of house service pipe 50 mm (2") dia G.I. pipe Henley or pole type for bare copper wire overhead line, including shackle insulator, straining devices and other accessories etc.	Per Rft.	38.05	235.95	Per Metre	124.85	773.85		
56	Supply and erection of lightning arrestor horn type, complete.	Each	208.55	2,368.55	Each	208.55	2,368.55		
57	Supply and erection of shackle insulator, medium size.	Each	27.70	189.70	Each	27.70	189.70	38.12	
58	Supply and erection of pin insulator, green medium size.	Each	27.70	75.70	Each	27.70	75.70	ditto	
59	Supply and erection of bare copper conductor wire No. 2 to No. 10 SWG, including binding wire No. 16 SWG.	Per Kg	14.40	1,038.00	Per Kg	14.40	1,038.00	38.1	
60	Supply and erection of G.I. wire of all sizes, including binding wire No. 16 SWG for support of rubber wire or earthing wire, pole to pole etc.	Per Kg	14.40	102.00	Per Kg	14.40	102.00	ditto	
61	Wiring overhead line in 2 single core, PVC/weather proof cable, on G.I. wire No. 8 SWG bearer wire and in house service pipe, including connection through joint box.							38.12	
	i) 3/0.74 mm (3/0.029")	Per Rft.	3.55	11.00	Per Metre	11.60	36.15		
	ii) 7/0.74 mm (7/0.029")	ditto	3.55	19.15	ditto	11.60	62.80		
	iii) 7/0.91 mm (7/0.036")	ditto	3.55	25.60	ditto	11.60	83.95		
	iv) 7/1.12 mm (7/0.044")	ditto	3.55	34.45	ditto	11.60	113.05		
62	Supply and erection of all aluminum stranded hard drawn bare conductor, of size 7/3.099 mm (7/0.122").	Per Rft.	6.90	19.80	Per Metre	22.60	64.95	38.1	
63	Supply and erection of street light pole bracket 30 mm (1¼") G.I. pipe 2 metre long, complete with 2 No. pole clamp.	Each	173.80	913.70	Each	173.80	913.70		
64	Supply and erection of pole mounted street light, holders, shade and glass, etc., for fitting 125/250 watts mercury vapour lamp (excluding cost of lamps):								
	i) G.E.C. design	Each	347.60	2,699.60	Each	347.60	2,699.60		
	ii) Philips design	ditto	347.60	3,071.60	ditto	347.60	3,071.60		
65	Supply and fitting of mercury vapour lamp, complete with choke set.								
	i) 125 watt lamp	Each	135.85	1,035.85	Each	135.85	1,035.85		
	ii) 250 watt lamp	ditto	163.00	1,903.00	ditto	163.00	1,903.00		
66	Manufacture and erection of angle iron lattice steel structure	Each	5,940.05	22,037.55	Each	5,940.05	22,037.55	38.13	The composite rate will be reduced

MRS, BI-ANNUAL PERIOD (1st AUGUST, 2012 TO 31st JANUARY, 2013) DISTRICT JHELUM

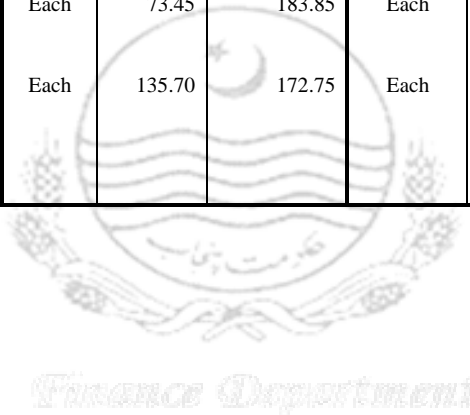
Sr. No.	Description	Rate (British System)			Rate (Metric System)			Spec. No.	Remarks
		Unit	Labour	Composite	Unit	Labour	Composite		
	pole (36.0') 10,923 mm long 9348 mm (30.5') above ground level) 355 mm (14") square at base and 204 mm (8") square at top for electric distribution line, using 1¼"x1¼"x3/16" (30x30x5 mm) angle iron legs and ¾"x¾"x1/8" (20x20x3 mm) angle iron bracing 420 mm (17") long fixed between legs on all the four sides in diagonal position, and 1¾"x1¾"x3/16"(45x45x5 mm) angle iron on top and 4 bands of M.S. flat iron 2"x¼" (50x6 mm) 305 mm (12") centre to centre, as per standard drawing including silver painting of pole 3 coats, excavation and refilling of foundation cement concrete 1:2:4. 6'-0"x1'-8"x1'-8" (1807x500x500 mm) for foundation, etc, complete in all respects.								or increased by Rs. 36.50 for each (100 mm) of reduction or addition in the height of the pole above ground level.
67	Manufacture and erection of galvanized angle iron lattice steel structure pole 37 ft. (11.25 m) long 30 ft. (9 m) above ground level), 34" square (850 mm) at base, 13.75" (35 mm) square at top, for electric distribution line, using 2"x2"x5/32" (50x50x4mm) high tensile steel angle iron legs, and 1-3/8"x 1-3/8"x1/8" (35x35x3 mm) M.S. angle iron bracings fixed between legs on all the four sides in diagonal position as per standard drawing including silver painting of pole, excavation and refilling of foundation, one ft. (300 mm) thick cement concrete 1:3:6 foundation of outer size 8'x3½'x3½' (2400x1050x1050 mm), etc. complete in all respects.	Each	5,628.45	34,046.10	Each	5,628.45	34,046.10	38.13	The composite rate will be reduced or increased by Rs. 237.00 for each foot (300 mm) of reduction or addition in the height of the pole above ground level.
68	Earthing of iron clad/aluminum switches, etc. with G.I. wire No. 8 SWG in G.I. pipe 15 mm (½") dia, recessed or on surface of wall and floor, complete with 1.5 metre long G.I. pipe, 50 mm (2") dia with reducing socket 4 to 5 metre below ground level, and 2 metre away from building plinth.	Job	749.10	3,489.30	Job	749.10	3,489.30		
69	Earthing of Metallic cases, etc. with G.I. wire No. 8 SWG, in 15 mm (½") dia G.I. pipe, best quality:- i) on surface, including clamps, etc. ii) recessed in wall, including hooks, jharries and making good surface.	Per Rft. ditto	7.95 18.25	52.05 63.20	Per Metre ditto	26.05 59.95	170.70 207.30	38.11	
70	Bonding to earth with wire on surface, including cost of wire, clamps, thimbles, etc. a) G.I. wire: i) 8 SWG ii) 16 SWG b) Copper wire: i) 16 SWG	Per Rft. ditto Per Rft. ditto Per Rft.	3.60 3.60 3.60	9.10 5.15 10.65	Per Metre ditto Per Metre	11.75 11.75 11.75	29.90 16.85 34.85	ditto	

MRS, BI-ANNUAL PERIOD (1st AUGUST, 2012 TO 31st JANUARY, 2013) DISTRICT JHELUM

Sr. No.	Description	Rate (British System)			Rate (Metric System)			Spec. No.	Remarks
		Unit	Labour	Composite	Unit	Labour	Composite		
	ii) 20 SWG	ditto	3.60	6.30	ditto	11.75	20.60		
71	Erection only, of lightning conductor of copper tape, including supply of copper staple and copper nails and cement, sand mortar.	Per Rft.	12.70	17.15	Per Metre	41.70	56.15	38.11	Rate includes all materials required in erection (excluding copper tape lightning conductor).
72	Supply and erection of 600x600x3 mm (2'x2'x1/8") copper plate, including re-venting to copper tape and placing in mixture of salt and charcoal, etc.	Each	499.40	4,266.55	Each	499.40	4,266.55	ditto	
73	Supply and erection of copper tape, including copper staple copper nails, cement, sand, etc.								
	i) tape 40x3 mm (1½"x1/8")	Per Rft.	18.25	252.70	Per Metre	59.95	828.95		
	ii) tape 50x3 mm (2"x1/8")	ditto	18.25	301.60	ditto	59.95	989.25		
74	Supply and erection of 25 mm (1") dia and one metre long lightning conductor copper rod with 5 spikes on ball and base, etc. complete.	Job	347.60	2,615.60	Job	347.60	2,615.60		
75	Supply and erection of electric energy meter, including meter testing fee, etc.							38.1	
	a) single phase:								
	i) 1x10 Amp, 250 volts	Each	146.85	2,225.25	Each	146.85	2,225.25		
	ii) 1x30 Amp, 250 volts	ditto	146.85	2,225.25	ditto	146.85	2,225.25		
	b) three phase, 4 wires:								
	i) 3x15 Amp, 400 volts	Each	293.70	5,890.50	Each	293.70	5,890.50		
	ii) 3x50 Amp, 400 volts	ditto	407.55	6,004.35	ditto	407.55	6,004.35		
	iii) 3x80 Amp, 400 volts	ditto	407.55	6,004.35	ditto	407.55	6,004.35		
76	Rewinding of A.C. ceiling fan, capacitor type, including cost of wire, leatheride paper cotton tape, soldering, etc.								The credit of out turn of dismantled material has been accounted for in the rate.
	i) 1200 mm (48") sweep, 275-300 RPM.	Each	277.20	877.20	Each	277.20	877.20		
	ii) 1400 mm (56") sweep, 250-275 RPM.	ditto	305.65	1,008.25	ditto	305.65	1,008.25		
77	Rewinding of A.C. exhaust fan, including cost of wire, leatheride paper, cotton tape, soldering, etc.								The credit of out turn of dismantled material has been accounted for in the rate.
	i) 375 mm (15") sweep, and 1300-1500 RPM	Each	195.80	612.20	Each	195.80	612.20		
	ii) 450 mm (18") sweep, and 1300-1500 RPM	ditto	195.80	690.80	ditto	195.80	690.80		
78	Rewinding of pedestal fan 600 mm (24") sweep, and 900-950 RPM, including wire, leatheride paper, cotton, tape, etc.	Each	234.95	801.95	Each	234.95	801.95		The credit of out turn of dismantled material has been accounted for in

MRS, BI-ANNUAL PERIOD (1st AUGUST, 2012 TO 31st JANUARY, 2013) DISTRICT JHELUM

Sr. No.	Description	Rate (British System)			Rate (Metric System)			Spec. No.	Remarks
		Unit	Labour	Composite	Unit	Labour	Composite		
79	Supply and fitting of regulator knob with shaft and plate of electric fan regulator.	Each	36.70	96.70	Each	36.70	96.70	38.1	the rate.
80	Supply and fitting of capacitor 2.2 uF, for ceiling fans.	Each	29.35	53.35	Each	29.35	53.35	ditto	
81	Supply and fitting of ball bearing of size 6201, 6202 or 6203 for ceiling fans.	Each	36.70	156.70	Each	36.70	156.70	ditto	
82	Rewinding regulator of ceiling fan 48"/56" (1200/1400 mm) sweep, to control 3/4 speeds.	Each	73.45	183.85	Each	73.45	183.85		The credit out turn of dismantled material has been accounted for in the rate.
83	Erection of ceiling fan alongwith regulator (all sizes), including carriage from local Railway Station/Store to site of work, electric wire/cable for suspension rod and board connection, and cutting, threading on the rod, where necessary.	Each	135.70	172.75	Each	135.70	172.75		



25. IRON WORK

The Rates for all finished works include the removal of surplus debris, unused material and byproducts.

MRS, BI-ANNUAL PERIOD (1st AUGUST, 2012 TO 31st JANUARY, 2013) DISTRICT JHELUM									
Sr. No.	Description	Rate (British System)			Rate (Metric System)			Spec. No.	Remarks
		Unit	Labour	Composite	Unit	Labour	Composite		
	Railway Track, etc.								
1	Laying, linking and packing tramway line.	100Lft.	1173.30		Metre	38.50			
2	Dismantling tramway track.	100Lft.	390.90		Metre	12.80			
3	Laying, linking of B.G. track, including packing, straightening and leveling.	100Lft.	3042.60		Metre	99.80			
4	Linking points and crossings, complete with fastenings.	Each	2964.05		Each	2964.05			
5	Bending or straightening B.G. rail with Jim Crow.	Each Point	345.20		Each Point	345.20			
6	Fixing street lamp posts.	Each	387.10		Each	387.10			
7	Binding ends of sleepers and timber of all sizes and kinds, including spreading and restacking.	100 Nos	3728.00		100 Nos	3728.00			
8	Opening stacks of sleepers and timber of all kinds and sizes, including spreading for inspection and restacking within one chain lead.	100 Nos	455.50		100 Nos	455.50			
	<u>IRON WORK</u>								
9	Small iron work, such as gusset plates, knees, bends, stirrups, straps, rings, etc. including cutting, drilling, riveting, handling, assembling and fixing; but excluding erection in position.	Per Cwt	2019.60	7539.05	100 Kg	3975.60	14840.60		
10	Fabrication of heavy steel work, with angle, tees, flat iron round iron and sheet iron for making trusses, girders, tanks, etc., including cutting, drilling, reworking, handling, assembling and fixing, but excluding erection in position.	Per Cwt	709.50	5958.30	100 Kg	1396.65	11728.90		
11	Erection and fitting in position iron trusses, staging of water tanks, etc.	Per Cwt	231.75		100 Kg	456.15			
12	Fixing corrugated iron sheet, including reworking, etc.	100 Sft.	834.25		sq.m	89.75			
13	Erecting corrugated iron sheet tanks, upto 20'	Per Cwt	386.05		100 Kg	759.95			

MRS, BI-ANNUAL PERIOD (1st AUGUST, 2012 TO 31st JANUARY, 2013) DISTRICT JHELUM

Sr. No.	Description	Rate (British System)			Rate (Metric System)			Spec. No.	Remarks
		Unit	Labour	Composite	Unit	Labour	Composite		
	(6 m) height.								
14	Erecting rolled steel beams or old rails, in roofs, etc., erection and fixing in position.	Per Cwt	229.90		100 Kg	452.55			
15	Erecting rolled steel beams or rails, erection for posts etc. (other than in roofs).	Per Cwt	112.25		100 Kg	220.95			
16	Making bolts and nuts of iron rods.	Per Cwt	1569.15	7699.50	100 Kg	3088.90	15156.50		
17	Cutting rails, rolled steel joists and beams, with hacksaw:- a) upto 6" size (150 mm) b) above 6" size (150 mm)	Per Cut Per Cut	156.40 232.05		Per Cut Per Cut	156.40 232.05			
18	Cutting rails or rolled steel beams of size below 6" (150 mm), with jim.	Per Cut	74.50		Per Cwt Cut	74.50			
19	Bending rolled steel beams or rails.	Per Bend	78.70	330.60	Per Bend	78.70	330.60		
20	Drilling holes, in plates upto ½" (13 mm) thick, per inch dia, (25mm) or part thereof.	Per Hole	30.10		Per Hole	30.10			
21	Extra for drilling holes in plates over ½" (13 mm) thick, per inch dia, (25 mm) or part thereof.	Per Hole	16.40		Per Hole	16.40			
22	Rivetting 1/8" dia (3 mm).	100 Nos	382.25		100 Nos	382.25			
23	Cutting out Rivets, all sizes.	100 Nos	1311.75		100 Nos	1311.75			
24	Fitting and erection of gutters of sheet iron.	Per Lft.	49.80		Metre	163.40			
25	Cutting and fixing iron bars, for barred windows.	Per bar	29.80		Per bar	29.80			
26	Cutting G.I. sheets.	Each Cut	16.15		Each Cut	16.15			
27	Notching web or foot of rail posts, for housing rail beams.	Per Notch	349.80	517.80	Per Notch	349.80	517.80		
28	Hoop iron netted trellis work fixed with nails.	Per Sft.	20.85		sq.m	224.40			
29	Fixing zinc iron or G.I. sheet on table tops.	Per Sft.	12.25		sq.m	132.00			
30	Making and fixing steel grated doors, complete with locking arrangement, angle iron frame 2"x2"x3/8" (50x50x10 mm) and ¾" (20 mm) square bars 4" (100 mm) centre to centre.	Per Sft.	124.00	693.15	sq.m	1334.10	7458.40		

MRS, BI-ANNUAL PERIOD (1st AUGUST, 2012 TO 31st JANUARY, 2013) DISTRICT JHELUM

Sr. No.	Description	Rate (British System)			Rate (Metric System)			Spec. No.	Remarks
		Unit	Labour	Composite	Unit	Labour	Composite		
31	Making and fixing steel grated door with 1/16" thick (1.5mm) sheeting, including angle iron frame 2"x2"x3/8" (50x50x10 mm) and 3/4" (20 mm) square bars 4" (100 mm) centre to centre, with locking arrangement.	Per Sft.	129.25	841.55	sq.m	1390.50	9055.20		
32	Making and fixing grating in opening, including fixing at site with flat iron 2"x3/8" (50x10 mm) and 3/4" (19 mm) square bars, at 4" (100 mm) centre to centre.	Per Sft.	49.85	341.95	sq.m	536.60	3679.45		
33	Providing and fixing stair railing (all types and designs) of hard wood, including bends and corners, screwed to 5/8"x5/8" (16x16 mm) M.S. square bars 2.75 ft. (838 mm) high, at 5.5 inch (137 mm) inch centre to centre, fixed in steps of stairs, M.S. flat 1"x1/8" (25x3 mm) welded to bars, painting/polishing 3 coats, etc. complete.	Per Rft.	259.30	752.60	Metre	850.80	2469.15	The composite rate shall be reduced or increased by Rs. 31.90 for each foot of reduction or addition in the height of the square bars.	
34	Providing/fixing stair railing consisting of M.S. Box section size 1-1/2"x3" of 16 SWG welded with M.S. flat 1"x1/8" continuously and welded over M.S. square bars 5/8"x5/8" punched in M.S. flat 2 3/4" high @ 5/2" c/c fixed in steps of stair I/C painting 3 coats complete.	Per Rft.	136.70	531.45	Metre	448.55	1743.55		
35	Providing and fixing terrace railing of 2" (50 mm) i/d conduit pipe 16 SWG, welded with 5/8"x5/8" (16x16 mm) square bar 2.75 ft. (838 mm) high fixed at 5" (125 mm) centre to centre, in reinforced cement concrete slab with suitable arrangement, complete in all respects, as per design and drawing.	Per Rft.	98.80	564.30	Metre	324.15	1851.38		-do-
36	Providing and fixing collapsible gate made of 2"x2"x1/4" (50x50x6 mm) tee iron at top and bottom, channel iron verticals 3/4"x1/4"x1/4"x1/8" (20x6x6x3 mm) at 3" (75 mm) to 5" (125 mm) centre to centre (approximate) and flat iron crosses 3"x3/16" (75x5 mm), and best quality rollers at bottom of 3" (75 mm) diameter including holdfasts, handles 12" (300 mm) long of 3/4"x1/4"x1/4"x1/8" (20x6x6x3 mm) channel iron, locking arrangement inside and outside, painting 3 coats of black Japan enameled, complete in working order.	Per Sft.	172.95	603.70	sq.m	1860.95	6496.05		
37	Providing and fixing 24 SWG G.I. sheet rolling shutter, consisting of steel frame of M.S. channel 2"x1 1/4"x1/8" (50x30x3 mm), angle iron 1 1/2"x1 1/2"x1/8" (40x40x3 mm), M.S. plate 1"x1'x1/8" (300x300x3 mm), G.I. pipe 1 1/2" (37 mm) dia, springs 2' (600 mm) centre to centre, rollers, 24 SWG G.I. covering 1 ft. x 1 ft. (300x300 mm), handles, holdfast, and painting three coats, complete in all respects.	Per Sft.	40.45	217.85	sq.m	434.95	2344.10		
38	Providing and fixing M.S. angle iron 1 1/2"x1 1/2"x1/4"	Per Rft.	20.75	140.00	Metre	68.00	459.30		

MRS, BI-ANNUAL PERIOD (1st AUGUST, 2012 TO 31st JANUARY, 2013) DISTRICT JHELUM

Sr. No.	Description	Rate (British System)			Rate (Metric System)			Spec. No.	Remarks
		Unit	Labour	Composite	Unit	Labour	Composite		
	(40x40x6 mm) edge protector nozing of steps of stairs, having holdfast or 3/8" (10 mm) dia M.S. bars 8" (200 mm) long welded at 2' (600 mm) centre to centre and embedded in cement concrete on steps, complete in all respects.								
39	Providing and fixing stair railing of 2½" (63 mm) i/d G.I. pipe, welded with 5/8"x5/8" (16x16 mm) square M.S. bars 2'-9" (838 mm) high, fixed in each step, complete in all respects, including painting, polishing three coats.	Per Rft.	112.25	636.15	Metre	368.25	2087.20	The composite rate shall be reduced or increased by Rs. 31.90 for each foot of reduction or addition in the height of the square bars.	
40	Providing and fixing G.I. wire gauze 24 SWG, 12x12 meshes per square inch, fixed to steel windows or doors, etc., complete in all respects.	Per Sft.	19.60	57.85	sq.m	210.70	622.70		
41	Providing and fixing steel windows with openable glazed panels, using beam section for frame 1½"x1"x5/8"x1/8" (40x25x16x3 mm), Z-section for leaves ¾"x1"x¾"x1/8" (20x25x20x3 mm), T-section sashes 1"x1"x1/8" (25x25x3 mm), glass panes, wooden screed for glazing embedded over a thin layer of putty duly screwed with leaves, brass fittings, holdfast, duly painted, complete in all respects, including all cost of material and labour, etc. as per approved design and as directed by the Engineer-in-charge:-							For fixed pannels, the composite rate will be reduced by Rs.30.00 per Sft. or Rs. 305.00 per Sq. metre.	
a)	without wire gauze:								
	i) glass pane 2 mm thick	Per Sft.	50.85	299.15	sq.m	547.30	3219.00		
	ii) glass pane 2.5 mm thick	ditto	50.85	303.95	ditto	547.30	3270.65		
	iii) glass pane 3 mm thick	ditto	50.85	311.15	ditto	547.30	3348.15		
	iv) glass pane 4 mm thick	ditto	50.85	318.35	ditto	547.30	3425.60		
	v) glass pane 5 mm thick	ditto	50.85	323.15	ditto	547.30	3477.25		
b)	fixed with wire gauze, 22 SWG								
	i) glass pane 2 mm thick	Per Sft.	71.30	353.10	sq.m	767.15	3799.15		
	ii) glass pane 2.5 mm thick	ditto	71.30	357.90	ditto	767.15	3850.80		
	iii) glass pane 3 mm thick	ditto	71.30	365.10	ditto	767.15	3928.25		
	iv) glass pane 4 mm thick	ditto	71.30	372.30	ditto	767.15	4005.75		
	v) glass pane 5 mm thick	ditto	71.30	377.10	ditto	767.15	4057.40		
42	Providing and fixing steel windows using M.S. sheet (16 SWG) moulded tubular pipe 1½"x1½" (40x40mm) for frame and 1¼"x1¼" (30x30mm) for leaves including M.S. square bars ¼"x¼" (6x6 mm) welded around each panel of frame, 5 mm thick glass panes fixed with double M.S. square tubular pipe 3/8"x3/8" (10x10mm) (22 SWG)								

MRS, BI-ANNUAL PERIOD (1st AUGUST, 2012 TO 31st JANUARY, 2013) DISTRICT JHELUM

Sr. No.	Description	Rate (British System)			Rate (Metric System)			Spec. No.	Remarks
		Unit	Labour	Composite	Unit	Labour	Composite		
	beading with U' shaped rubber lining, brass fitting, holdfast, including painting three coats complete in all respects.								
	a) For openable panels fixed with wire gauze 24 SWG, 12x12 mesh and glass panes ¼" (6 mm) thick.	Per Sft.	51.00	294.45	Sq.m	548.70	3168.20		
	b) For fixed panels without wire gauze.	ditto	49.55	177.30	ditto	532.90	1907.80		
43	Providing and fixing windows consisting of M.S. box section frame 2"x1½" (50x40mm), leaves frame 1-½"x1" (40x25mm) box section frame for glazing 3/8"x3/8" (10x10mm) using 16 SWG sheet 'U' shaped rubber supported with 1"x1/8" (25x3mm) M.S. flat for fixing 3/16" (5 mm) thick glass panes M.S. box section ½"x½" (13x13mm) of 16 SWG for fixing 24 SWG wire gauze on outer side by means of ¾"x1/8" (20x3mm) M.S. flat and screws I/C all C.P. fitting and painting 3 coats complete in all respect.	Per Sft.	52.60	366.10	Sq.m	565.80	3939.20		
44	Providing and fixing windows consisting of M.S. box section frame 2"x1½", (50x40mm) leaves frame 1½"x1" (40x25mm) box section frame for glazing 3/8"x3/8" (10x10mm) using 16 SWG sheet 'U' shaped rubber supported with 1"x1/8" (25x3mm) M.S. flat for fixing 3/16" (5 mm) thick glass panes M.S. box section ½"x½" (13x13mm) of 16 SWG for fixing 24 SWG wire gauze on outer side by means of ¾"x1/8" (20x3mm) M.S. flat and screws including grill of M.S. flat ½"x1/8" (13x3mm) or ¼"x¼" (6x6mm) square bar with independent frame of ½"x½" (13x13mm) box section of 16 SWG i/c all C.P. fitting and painting 3 coats complete in all respect.	Per Sft.	65.05	424.35	Per Sft.	700.00	4565.90		
45	Flapping G.I. pipes for bath room drains.	Each	440.55	478.95	Each	440.55	478.95		
46	Supply and fixing iron grating for fire place.	Per Sft.	81.50	183.50	sq.m	877.05	1974.55		
47	Fixing copper flashing, including cutting of sheets, grooving and rivetting.	Per Lft.	34.75		Metre	114.00			
48	Providing and fixing angle iron railing, using 2½"x2½"x3/8" (63x63x10 mm) angle iron post 4½" (113 mm) long, 5' to 6' (1500 to 1800 mm) apart, with 2½"x2½"x3/8" (63x63x10 mm) angle iron top rail, and two rows of M.S. flat 2½"x¼" (63x6 mm) including fixing to side of Bridge/structure with U.bolt 1½' (450 mm) long ¾" (20 mm) dia, painting posts, etc. complete in all respects.	Per Rft.	55.90	789.55	Metre	183.35	2590.40		

MRS, BI-ANNUAL PERIOD (1st AUGUST, 2012 TO 31st JANUARY, 2013) DISTRICT JHELUM

Sr. No.	Description	Rate (British System)			Rate (Metric System)			Spec. No.	Remarks
		Unit	Labour	Composite	Unit	Labour	Composite		
49	Providing and fixing barbed wire fencing on compound wall, consisting of 1½"x1½"x3/16" (40x40x5 mm), angle iron post ¾ ft. (990 mm) long, 5 to 6 ft. (1500 to 1800 mm) centre to centre, embedded in cement concrete 1:4:8, base of size 9"x9"x12" (225x225x300 mm), and three rows of barbed wire, painting posts, etc. complete in all respects.	100Rft.	1264.80	9602.45	Metre	41.50	315.05		
50	Providing and fixing barbed wire fencing on compound wall, consisting of 1½"x1½"x3/16" (40x40x5mm) angle iron post 3' (900 mm) long, 4' (1200 mm) apart embedded in cement concrete 1:4:8 base of size 6"x6"x9" (150x150x225 mm) and 4 rows of barbed wire, including binding wire, painting posts, etc. complete in all respects.	100Rft.	2102.90	12219.55	Metre	69.00	400.90		
51	Providing and fixing all types of partly fixed and partly openable glazed anodised bronze colour aluminium doors, using delux section of M/s Al-Cop or Pakistan Cables, having chowkat frame of size 40 x 100 mm (1½" x 4") and leaf frame of 60x40mm (2½"x1½") wide sections including the cost of ¼" (5 mm) thick imported tinted glass with aluminium triangular gola and rubber gasket to support the glass and leaf edging, using approved standard fittings, locks, 3" (75 mm) wide long handles etc., and hardware any required as approved by the engineer in-charge.	Per Sft	62.55	476.85	sq. m	673.05	5130.90	(1) Increase rate by Rs. 40.00 per Sft or Rs.430.50 per Sq-metre if sections thickness is 2 mm. (2) Reduce rate by Rs.20.00 per Sft or Rs.215.20 per Sq-metre if sections are of dull aluminium shade. (3) Reduce rate by Rs.20.00 per Sft or Rs.215.20 per Sq-metre if local glass is used.	
52	Providing and fitting all types of glazed aluminium windows of anodised bronze colour partly fixed and partly sliding using delux sections of M/s Al-Cop or Pakistan Cables having frame size of 100 x 20 mm (4"x¾") and leaf frame sections of 50 x 20 mm (2"x¾"), all of 1.6mm thickness including 5 mm thick imported tinted glass with rubber gasket using approved standard latches, hardware etc., as approved by the Engineer in-charge.	Per Sft	88.80	364.65	sq. m	955.50	3923.65	(1) Reduce rate by Rs.20.00 per Sft or Rs.215.20 per Sq-metre if section thickness is 1.2 mm. (2) Reduce rate by Rs.20.00 per Sft or Rs.215.20 per Sq-metre if sections are of dull aluminium shade. (3) Reduce rate by Rs.20.00 per Sft or Rs.215.20 per sq-metre if local glass is used.	

26. MISCELLANEOUS

Rates for all finished works include the removal of surplus debris, unused material and byproducts.

MRS, BI-ANNUAL PERIOD (1st AUGUST, 2012 TO 31st JANUARY, 2013) DISTRICT JHELUM									
Sr. No.	Description	Rate (British System)			Rate (Metric System)			Spec. No.	Remarks
		Unit	Labour	Composite	Unit	Labour	Composite		
1	Notice board made of cement, sand mortar 1:3.	Per Sft.	44.80	53.30	Per sq.m	482.00	573.45		The board is to be of cement plaster ½" (13 mm) thick, with 2" (50 mm) wide and 1" (25 mm) thick beading.
2	Fixing handles to iron hammers.	Each	61.20	-	Each	61.20	-		
3	Providing and fixing barbed wire fencing, with 4 horizontal and 2 number cross wires fixed with posts of R.C.C., 1:2:4 (straining posts 7'x9"x9" (2.13 mx225x225 mm) at 100' (30 m) centre to centre, stiffening posts 7'x6"x6" (2.13 mx150x150 mm) at 50 ft. (15 m) interval and intermediate post 7'x5"x5" (2.13 mx125x125 mm) at 8 ft.(2.4 m) centre to centre), including cost of steel, its fabrication and placing of steel reinforcement, eye bolts, washers, etc. complete.	100Lft.	4,592.80	22,254.35	L.m.	150.70	730.15		Vertical bars in straining and stiffening posts to be 4 No. each by ½" (13 mm) dia and for intermediate posts to be 4 No. of 3/8" (10 mm) dia Stirrups for all posts to be ¼" (6 mm) dia. at 12" (300 mm) centre to centre.
<u>Surveying</u>									
4	Supplying Bamboo Jhandies 10' to 12' (3.00 to 3.65 m) with iron shoes, and flags 15" (375mm) square.	Each	32.75	158.75	Each	32.75	158.75		
5	Supplying wooden pegs for levelling, 1½" (40 mm) dia, 6" (150mm) long.	100Nos.	97.90	115.05	100Nos.	97.90	115.05		
6	Supplying wooden pegs for alignment, 2" to 3" dia (50 to 75 mm), 9" (225 mm) long.	100Nos.	234.95	432.95	100Nos.	234.95	432.95		
7	Fixing enamelled iron gauges flush with masonry, including cost of hooks.	Per Lft.	52.15	60.80	Per L.M.	171.05	199.40		
8	Placing boundary pillars in position, including digging pits.	Each	34.75	-	Each	34.75	-		
9	Fixing main line type distance mark in position, including making 1:3:6 cement concrete base block, size 14"x10"x15" (350x250x375 mm).	Each	149.80	299.85	Each	149.80	299.85		Composite rate does not include cost of iron distance marks.
<u>Hand Pumps & Pressure Pipes</u>									
10	Cutting pipes, upto 2" (50 mm) dia.	Per cut	34.75	-	Per cut	34.75	-		

MRS, BI-ANNUAL PERIOD (1st AUGUST, 2012 TO 31st JANUARY, 2013) DISTRICT JHELUM

Sr. No.	Description	Rate (British System)			Rate (Metric System)			Spec. No.	Remarks
		Unit	Labour	Composite	Unit	Labour	Composite		
11	Cutting pipe, above 2" (50 mm) dia.	Per cut	63.90	-	Per cut	63.90	-		
12	Threading pipe ends, 1½" (40 mm) to 4" (100 mm) dia.	Each End	44.55	-	Each End	44.55	-		
13	Assembling 1½" (40 mm) dia pressure pipe.	100Lft.	158.80	-	Per Metre	5.20	-		
14	Boring and fixing 1½" (40 mm) dia pressure pipe:								
	a) in ordinary soil	Per Lft.	54.55	-	Per Metre	178.90	-		
	b) in clay	Per Lft.	105.75	-	Per Metre	347.00	-		
	c) in shingle	Per Lft.	157.00	-	Per Metre	515.10	-		
15	Repairs to hand pump, pulling out and refitting.	Per Lft.	24.10	-	Per Metre	79.05	-		
16	Fixing hand pump (Machine only)	Each	117.50	-	Each	117.50	-		
	<u>Rest House Furniture & Fuel, etc.</u>								
17	Washing Niwar of bed.	Per bed	341.55	371.80	Per bed	341.55	371.80		
18	Washing Durries.	100Sft.	455.40	527.40	sq.m	49.00	56.75		
19	Recaning chairs:								
	i) office chairs, single caning seat only.	Each	205.60	240.25	Each	205.60	240.25		
	ii) office chairs, double caning seat only.	Each	264.35	313.30	Each	264.35	313.30		
	iii) office chairs, single caning back only.	Each	146.85	149.05	Each	146.85	149.05		
	iv) office chairs, double caning back only.	Each	234.95	253.75	Each	234.95	253.75		
	v) easy chairs, single caning seat only.	Each	146.85	193.35	Each	146.85	193.35		
	vi) easy chairs, double caning seat only.	Each	411.20	480.55	Each	411.20	480.55		
	vii) easy chairs, single caning only, back and seat in one piece.	Each	587.40	873.00	Each	587.40	873.00		
	viii) easy chairs, double caning back & seat in one piece or couches with caned area about 16 Sft (1.5 Sqm).	Each	881.10	1,574.70	Each	881.10	1,574.70		
20	Making and fixing Hat pegs ordinary.	Each	105.75	437.75	Each	105.75	437.75		
21	Weaving charpoy.	Each	300.30	-	Each	300.30	-		
22	Sweeping chimney.	Each	75.90	77.20	Each	75.90	77.20		
23	Picture railing, including making, fixing and painting.	Per Lft.	30.25	92.15	Per LM	99.25	302.25		
24	Cutting fuel wood, from plantation.	100Kg	101.65	-	100Kg	101.65	-		
25	Splitting fuel wood.	100Kg	212.90	-	100Kg	212.90	-		

MRS, BI-ANNUAL PERIOD (1st AUGUST, 2012 TO 31st JANUARY, 2013) DISTRICT JHELM

Sr. No.	Description	Rate (British System)			Rate (Metric System)			Spec. No.	Remarks
		Unit	Labour	Composite	Unit	Labour	Composite		
26	Burning charcoal, including loading, unloading and repairing kilns.	100Kg of Char-coal	334.40	-	100Kg of Char-coal	334.40	-		
27	Filling cement bags with coal and sewing (including cost of strings).	100Cft.	933.55	936.70	cu.m	329.75	330.85		
28	Supplying manure.	Cart Load	113.85	245.85	Cart Load	113.85	245.85	Capacity of cart, 20 Cft. (0.57 cu.m).	
29	Washing punkha frills.	Each	92.40	-	Each	92.40	-		
30	Washing:-								
	a) table cloth	Each	23.10	-	Each	23.10	-		
	b) napkins, dusters, etc.	Each	15.40	-	Each	15.40	-		
31	Hoisting and placing sleepers for centring, including carriage within one chain.	Each No.	41.50	-	Each No.	41.50	-		
32	Dismantling sleepers from centring, including stacking within one chain.	Each No.	45.60	-	Each No.	45.60	-		
33	Dredging Sumps.	Per Shift	1,707.75	-	Per Shift	1,707.75	-	Not less than five gangmen to be employed for each shift to ensure effective dredging.	
34	Fixing `U' bolt in masonry or concrete, including levelling and tying for fixing angle iron post.	Each	135.85	-	Each	135.85	-		
35	Bailing out water:-								
	a) by hand	1000 Cft.	1,366.20	-	cu.m	48.25	-	Rate includes cost of providing pump, POL and operation charges, etc.	
	b) by pump	1000 Cft.	162.95	303.75	ditto	5.75	10.75		
36	Drilling holes in R.C. Trough.	Per Nos.	86.90	-	Per Nos.	86.90	-		
37	Supplying and laying polythene sheet over D.P.C. under floors and on roofs, etc.							The rate includes overlaps.	
	i) 300 gauge (.003" thick)	Per Sft.	0.70	2.25	sq.m	7.45	24.10		
	ii) 500 gauge (.005" thick)	Per Sft.	1.40	2.70	sq.m	14.90	28.85		
38	Laying 2" (50 mm) thick sand and bitumen carpet, on top of foundation of oil tank.	100Sft.	932.95	6,452.20	sq.m	100.40	694.25		
39	Cutting hole 4"x6" (100x150 mm) in stone masonry or brick wall with chisel, repairing masonry and removing debris within one chain lead.	Per Hole	148.95	-	Per Hole	148.95	-	Same rate to be paid for other type of masonry and R.C.C. work.	

MRS, BI-ANNUAL PERIOD (1st AUGUST, 2012 TO 31st JANUARY, 2013) DISTRICT JHELM

Sr. No.	Description	Rate (British System)			Rate (Metric System)			Spec. No.	Remarks
		Unit	Labour	Composite	Unit	Labour	Composite		
40	Making 1½"x1½" (40x40 mm) groove in wall of stone or brick masonry in cement for fixing planks upto 9" (225 mm) deep.	Per Plank	130.35	-	Per Plank	130.35	-		
41	Drilling holes in stone or brick masonry upto 2" (50 mm) dia, per inch (25 mm) depth.	Per hole per inch depth	45.55		Per hole per c.m depth	18.20			
42	Spraying anti-termite liquid mixed with water in the ratio of 1:40.	100Sft. of each spray	58.75	197.10	sq.m of each spray	6.30	21.20		
43	Providing and fixing barbed wire fencing, with 4 horizontal and two cross wires, with R.C.C. 1:2:4 posts, 5.5'x6"x9" (1.68mx150mmx225 mm) at 8 ft. (2.45 m) centre to centre, reinforced with 4 No. 3/8" (10 mm) dia vertical bars and 1/8" (3 mm) dia stirrups 12" (300 mm) centre to centre, complete in all respects.								
	i) without cement concrete base.	100Rft.	5,392.60	21,804.05	Per Metre	176.90	715.15		
	ii) in cement concrete 1:4:8 base of size 12"x12"x21" (300x300x525 mm).	100Rft.	5,920.80	23,700.60	Per Metre	194.20	777.40		

Finance Department